

MESSENGERS FOR JESUS

VACATION BIBLE SCHOOL

2 CORINTHIANS 5:20

WE ARE CHRIST'S OFFICIAL MESSENGERS



WWW.KRKNAZ.COM



DAY 1 • OPENING SKIT

training session. Apparently they have convinced the entire school of fish to do the same. Now they are heading into a dangerous situation.

Charge – Why would some of the fish think they did not need their final training session?

D. Spatcher – I am afraid this is becoming a common problem, and not just among fish. I just saw some otters doing the same thing last week.

Charge – They otter not have done that . . . (D. Spatcher does not seem to pick up on the humor.)

D. Spatcher – Yes, well, I don't know about that; but not listening to those who have been sent to teach you important lessons is never very wise. That reminds me of a story from the Bible.

Charge – What story is that?

D. Spatcher – It is the story of Aaron. Aaron was called the first High Priest because he was the leader of the priests. He was a member of a group of people called Levites. Some Levites, like Aaron, were chosen to be priests. The priests were people kind of like our pastor. They served God and helped others serve God. The other Levites were chosen to assist the priests in their duties for God. Both were important jobs. But some of the Levites started acting foolishly - like this school of fish that we just heard about.

Charge – How were the Levites like these fish?

D. Spatcher – Some of them thought they were entitled to the important positions God had given them and they didn't have to listen to anyone else. Instead of realizing it was an honor to be chosen to serve God with Aaron and the other priests, they thought they could decide how to do their jobs on their own. They didn't need to follow anyone, so they stopped listening to Aaron.

Charge – Why was that a problem?

D. Spatcher – It was a problem because God had a lot He wanted to teach the Levites. And God had chosen Aaron to be His messenger and their leader. God only wanted what was best for the Levites, but many of them refused to listen to Aaron and what he tried to teach them.

Charge – What happened to those who refused to listen to Aaron?

D. Spatcher – Nothing good. After being given many chances to change their minds and follow God's directions, they chose to go their own way. As a result, they lost their positions as God's messengers.

Charge – How terrible!

D. Spatcher – Yes, what happened to them was terrible, but they could have avoided it. If they had only remembered that God wanted the best for them and if they had listened to His message through His chosen teacher, Aaron, then they would have never been lost and suffered the consequences for their disobedience.

Charge – I'd better go and catch those off-course fish before they suffer a terrible fate too.



MESSENGERS FOR JESUS

VACATION BIBLE SCHOOL

THE MESSENGERS FOR JESUS VBS CURRICULUM was created by Kids Reaching Kids, but the funds that made this VBS possible came from the children of your local church. If you would like to contribute directly to future KRK VBS Ministry Efforts, you can do so at www.krknaz.com.

THE MESSENGERS FOR JESUS VBS EDITING & CURRICULUM DEVELOPMENT TEAM

Dr. Dan Harris - Writer, Editor, and Graphic Designer

Dr. Frank Moore - General Editor

Editing Team - Kathy Lewis, Linda Hardin, Leslie Hart, Jeanette Littleton, & Larry Morris

Curriculum Development Team Members - Kristina Armstrong, Kimborah Bobb, Laura Mata Bolandi, Kelly Downs, Leslie Hart, Tina Kincade, John Nelson, Yolanda McHodgkins, & Mary Sims

Spanish Translation

Ed Brussa

MESSENGERS FOR JESUS Original Music

Audio KIDS Worship www.audiokidsworship.com

Lewis & Stacey Lux

KIDS REACHING KIDS

SDMI - USA/Canada - Church of the Nazarene
17001 Prairie Star Parkway Lenexa, KS 66220
krknaz@nazarene.org - 888-644-4510 - Ext 2822
WWW.KRKNAZ.COM



WELCOME TO THE MESSENGERS FOR JESUS VBS...

Jesus is calling His disciples to accept a very important mission. This mission is to share His message of love and hope with the world. The **MESSENGERS FOR JESUS** Vacation Bible School will help you prepare the children of your local ministry to accept this mission and become **MESSENGERS FOR JESUS**.

MESSENGERS FROM THE BIBLE

This VBS features five stories taken from the Old and New Testaments that will introduce the children in your local ministry to five individuals who accepted God's call to be one of His **MESSENGERS**. Children will learn how these **MESSENGERS** fulfilled calls to **TEACH, LEAD**, and to proclaim **SALVATION** and **TRUTH** that can be found in Jesus. They will also learn how to call others to become **MESSENGERS OF THE MISSION**.

MESSENGERS FOR JESUS DELIVERY SERVICE

In addition, children will be introduced to the **MESSENGERS** who answer the call to deliver important messages for the **MESSENGERS FOR JESUS DELIVERY SERVICE**. Through the examples of **D. SPATCHER, CHARGE, BLAZE, F.R. RUNNER, M.S. SARY** and **XPRESS**, children will see how the right message delivered at the right time can make all the difference.

VBS TABLE OF CONTENTS

PAGE	CONTENTS
4	MESSENGERS FOR JESUS VBS SCOPE & SEQUENCE
5	MESSENGERS FOR JESUS VBS SITE OPTIONS
7	DAY 1 • MESSENGERS THAT TEACH US
23	DAY 1 • LI'L' MESSENGERS PAGES
29	DAY 2 • MESSENGERS WHO LEAD US
45	DAY 2 • LI'L' MESSENGERS PAGES
51	DAY 3 • MESSENGERS OF SALVATION
67	DAY 3 • LI'L' MESSENGERS PAGES
73	DAY 4 • MESSENGER OF THE TRUTH
89	DAY 4 • LI'L' MESSENGERS PAGES
95	DAY 5 • MESSENGERS OF THE MISSION
111	DAY 5 • LI'L' MESSENGERS PAGES
117	MESSENGERS FOR JESUS EXTRA VBS RESOURCES



MESSENGERS FOR JESUS

VACATION BIBLE SCHOOL
SCOPE & SEQUENCE

DAY 1



THEME: Messengers That Teach Us

BIBLE STORY: Aaron - The First High Priest - Numbers 16 - A Charge To Keep

OPENING & CLOSING SKITS: Charge - A Messenger For Jesus

MEMORY VERSE: Matthew 28:20 NIRV

TRAIL BLAZING CRAFT: Messengers For Jesus Message Box!

XPRESS SNACK: A Special Delivery For Jesus

CHARGED UP! CARDINAL GAME: Three-Legged Race - Learning Together!

DISCIPLESHIP FOCUS: A Messenger Follows Jesus

DAY 2



THEME: Messengers Who Lead Us

BIBLE STORY: Deborah - The Prophetess & Judge - Blazing A Trail For God!

OPENING & CLOSING SKITS: Blaze - A Messenger For Jesus

MEMORY VERSE: Hebrews 13:7 NIRV

TRAIL BLAZING CRAFT: Following In Jesus' Footprint!

XPRESS SNACK: Blazing A Trail Snack Mix

CHARGED UP! CARDINAL GAME: Blaze Says

DISCIPLESHIP FOCUS: A Messenger Imitates Jesus

DAY 3



THEME: Messengers Of Salvation

BIBLE STORY: John The Baptist - Matthew 3 - The Forerunner Of Jesus!

OPENING & CLOSING SKITS: F.R. Runner - A Messenger For Jesus!

MEMORY VERSE: Malachi 3:1 NIRV

TRAIL BLAZING CRAFT: Flight Of Salvation!

XPRESS SNACK: Li'l' Messengers Pizzas

CHARGED UP! CARDINAL GAME: Jesus At The Center!

DISCIPLESHIP FOCUS: A Messenger Trusts Jesus

DAY 4



THEME: Messenger Of The Truth

BIBLE STORY: Jesus - John 9 - The Messenger Of Truth

OPENING & CLOSING SKITS: M.S. Sary - A Messenger For Jesus

MEMORY VERSE: Psalm 66:16 NIRV

TRAIL BLAZING CRAFT: The Catapult For Truth!

XPRESS SNACK: Fruity Messenger Faces

CHARGED UP! CARDINAL GAME: Pin the N on the Compass!

DISCIPLESHIP FOCUS: A Messenger Lives For Jesus

DAY 5



THEME: Messengers Of The Mission

BIBLE STORY: You & Me - John 17:1-26 - Jesus Prays For The Messengers Of The Mission

OPENING & CLOSING SKITS: XPress - A Messenger For Jesus

MEMORY VERSE: Isaiah 6:8, NIRV

TRAIL BLAZING CRAFT: My Messenger Hands!

XPRESS SNACK: Angel Eyes Cakes

CHARGED UP! CARDINAL GAME: A Powerful Message!

DISCIPLESHIP FOCUS: A Messenger Tells About Jesus



MESSENGERS FOR JESUS

VACATION BIBLE SCHOOL SITES

The **MESSENGERS FOR JESUS** Vacation Bible School is a site-based VBS. The children rotate from site to site where they will experience a number of activities designed to enhance and reinforce each day's Theme & Bible Story. There are seven site options that have been created. Ministries can choose to use all or any number of the sites. Sites like the Bible Story and Bible Memory can be combined, as can a number of the other sites.

BIBLE STORIES

The **BIBLE STORIES** are taken from both the Old and New Testaments. Each story focusses on an individual from Scripture whom God used as one of His **MESSENGERS**. Each story includes discussion starters and discussion questions. A special **Li'l' MESSENGERS** version for K & Pre-K children is included.

BIBLE MEMORY - MESSAGE IN MY HEART

The daily **BIBLE MEMORY** site allows you to help the children hide God's message in their hearts. Each lesson includes a series of motions, signs, and added phrases to assist you in helping the children memorize each Scripture. A special **Li'l' MESSENGERS** version for K & Pre-K children is included.

TRAIL BLAZING CRAFTS

A craft idea based on each day's theme, **MESSENGER**, or Bible Story has been created to provide the children of your VBS a fun and exciting way to create a lasting reminder of their VBS experience. Each day's **TRAIL BLAZING CRAFTS** idea was selected for both its uniqueness and cost-effectiveness.

XPRESS SNACKS

An **XPRESS** snack idea has been created for each day to help give the children of of your VBS a fun and tasty way to experience VBS. The snack ideas may require some prep time, but the results of your effort will be well worth it. VBS directors often find that the snack site may not require as much time as the other sites. If this is the case, consider combining **XPRESS SNACKS** with one of the other sites.

CHARGED UP! CARDINAL GAMES

When you lead children through each **CHARGED UP! CARDINAL GAME**, you have the opportunity to be more than just a coach or official. You have the opportunity to help children grow as disciples of Jesus. Each day's **CHARGED UP! CARDINAL GAME** will help you accomplish this goal while also providing children with a fun and healthy activity that will enhance their overall VBS experience.

DISCIPLESHIP

In Matthew 28:19, Jesus told His followers to "go and make disciples of all nations." This is a call that continues today. By leading children through the **MESSENGERS IN TRAINING DISCIPLESHIP** site, you have the honor of answering Jesus' call by helping them grow as Jesus' disciples. And when children grow as Jesus'disciples, they also have the opportunity to become one of His **MESSENGERS**.

MISSIONS

Information about the current Kids Reaching Kids Mission Offering Project, along with five lessons that you can use for this site can be found at www.krknaz.com.

MESSENGERS FOR JESUS

2 CORINTHIANS 5:20

WE ARE CHRIST'S OFFICIAL MESSENGERS



WWW.KRKNAZ.COM



DAY 1

MESSENGERS THAT TEACH US

NUMBERS 16

AARON • THE FIRST HIGH PRIEST





DAY 1 - OVERVIEW & OPENING SESSION

Welcome: As you welcome the children to the first day of the Messengers For Jesus Vacation Bible School, you have the opportunity to set the stage for an amazing week. A great way to signal to the children that VBS is ready to begin is with the Messengers For Jesus theme song. Or, if you prefer, one of the other songs created for the Messengers For Jesus VBS can also be used.

Greeting: Take a moment to welcome the children, expressing how excited you are that they have come to VBS. Introduce yourself, your site leaders, volunteers, and staff members.

Opening Prayer: Invite Christ into your VBS by opening each session with prayer. Consider asking a different person to offer this prayer each session.

Messengers For Jesus VBS Theme and Bible Basis: Introduce the overarching theme of VBS, Messengers For Jesus. Tell the children that this week in VBS they will learn about the messengers Jesus uses to help them learn more about Him and how they, too, can become messengers for Jesus. This is also a perfect time to introduce the children to the passage of Scripture that will serve as the Bible basis for Messengers For Jesus, 2 Corinthians 5:20, "We are Christ's official messengers."

Daily Theme and Scripture Focus: Share with the children the Day 1 Theme, Messengers that Teach Us, and the Day 1 Bible Story Focus: Aaron - The First High Priest.

Worship with Song: Following the introduction of the Daily Theme and Scripture Focus is the perfect time to lead the children in a time of praise and worship. Depending on the amount of time you have allotted, leading the children through one or two of the Messengers For Jesus VBS songs is a great way to get children excited about the opening night of Vacation Bible School.

Opening Skit: Take a moment to introduce the opening skit by reading the following: The Messengers For Jesus have an important message for you. They want to tell you about who Jesus is and why He wants each of you to become one of His messengers, too. During each session of VBS, you will meet one of the Messengers For Jesus and hear the message each has been called to deliver. The Messengers For Jesus work for D. Spatcher, who runs Messengers For Jesus Delivery. When an important message needs to get through, Messengers for Jesus is second to none. Today you will meet D. Spatcher and the Messenger For Jesus named, "Charge." Let's give D. Spatcher and Charge our full attention so we can find out more about the important message they need to deliver today.

Mission Offering Project: Introduce the current year's Kids Reaching Kids Mission Offering Project. You can also use this time to collect the offering the children have brought with them

Concluding the Opening Session: Before you send the children to their first VBS site, lead them again through one of the Messengers For Jesus VBS songs, offer a prayer of invocation, or do both.

DAY 1 • OPENING SKIT



DAY 1 • OPENING SKIT: CHARGE • A MESSENGER FOR JESUS!

The opening skits created for Messengers For Jesus are designed to introduce children to each day's theme and Bible Story. They will also invite the children to become a part of each adventure. The daily Overview and Opening Session pages in both the Director's and Leader's Guides include an introduction for each skit. Read this introduction before each skit.

Setting the Scene

Each skit—opening and closing—takes place in the Command Central office of Messengers For Jesus Delivery Service. This delivery service is run by D. Spatcher and specializes in delivering very important messages for Jesus. You will always find D. Spatcher hard at work at the main desk of Command Central. This is where all the important messages are received.

The Opening Skit

As the Day 1 skit opens, D. Spatcher is hard at work at Command Central when the Angelgram Delivery alarm sounds. (Select a sound that you will use to represent the Angelgram Delivery alarm. This can be a ring tone or any sound that will get the children's attention.) The alarm signals to D. Spatcher that a very important message is coming in. D. Spatcher answers the alarm.

D. Spatcher – (A telephone headset would be ideal for D. Spatcher, but any type of phone will work. The scene opens as D. Spatcher is answering the call signaled by the alarm.) You have reached Messengers For Jesus Delivery Service. Your message is our highest priority. This is D. Spatcher. How may I help you? (D. Spatcher intensely listens to the caller.) Oh, I see. (D. Spatcher should be writing the message on a notepad or, preferably, typing it on a computer.) Is that it? Great. I will get this message out right away. I have just the messenger for the job. (D. Spatcher ends the incoming call. D. Spatcher then contacts Charge. You may have D. Spatcher use the same phone, or you may consider having something that appears to be an intercom system.) Charge. Please report to Command Central.

Charge – (After a few seconds, Charge briskly walks up to the stage like a soldier being called into a commander's office. Charge stands at attention in front of the Command Center desk and salutes D. Spatcher) Messenger Charge, at your service!

D. Spatcher – (Upon witnessing Charge's response, D. Spatcher pauses for a moment before responding to Charge.) Why are you saluting me, Charge? It's not that I mind you showing me such respect, but I think this is just a bit over the top. Don't you?

Charge – (Now relaxed) Sorry D., I just get so excited when you have a message for me to deliver. Where am I going today?

D. Spatcher – I am sending you to find a large school of fish that for some reason seems to be off course. They appear to be heading into some dangerous seas.

Charge – Why would they do that? If they swim too far, they might get lost, and they might not be able to find their way back home.

D. Spatcher – That is correct. They are in danger. They were scheduled for one more important training session with their teacher, but some of the fish thought they did not need to attend their final

DAY 1 • OPENING SKIT & CLOSING SESSION



D. Spatcher – Yes, Charge. Take them the following message. Tell them they are headed too far out to sea. Tell them that by not attending their final training session, they have put themselves and the entire school of fish in danger. Their teacher would have shared that information with them in the final session. (D. Spatcher hands Charge a paper or something to represent a message.) Take this to them; and, Charge, hurry so they can return home safely.

Charge – (Charge once again snaps to attention and salutes D. Spatcher.) Charge is on the mission!

D. Spatcher – (D. Spatcher, seeing that Charge has once again chosen to salute like a soldier, pauses for a second. But this time, instead of correcting Charge, D. Spatcher also snaps to attention and returns the salute.) Deliver that message, Charge!

Charge – (Takes the message and quickly exits the stage.)

Leader – Do you think Charge will get to those fish in time?” (Encourage the children to respond.) When we come back together in a little while, we will check in on D. Spatcher and Charge to find out if those fish listened to that important message.

CLOSING SESSION

Welcome: As the children return for the closing session, have your music leader lead the children in one of the Messengers For Jesus VBS songs.

Greeting: Welcome the children to the closing session. Take some time to review with the children what they learned during the Day 1 Bible Story: Aaron - The First High Priest. Ask the children some key questions from the lesson. You might also ask one of the children to recite the Day 1 Memory Verse from Matthew 28:20 or the Day 1 theme: Messengers That Teach Us.

Closing Skit: Introduce the closing skit (below) by reading the following: All this week, we will follow the adventures at the Messengers For Jesus Delivery Service. This is where we find D. Spatcher and the Messengers who are carrying out their call to be messengers for Jesus. When we last checked in with them, Charge was off to find a school of fish that was off course and in danger. Now, let's find out if Charge was successful in delivering his message for Jesus.

Mission Offering Project: Encourage the children to share with their friends and family what they have learned about Kids Reaching Kids and this year's Mission Offering Project.

Concluding the Closing Session: A great way to wrap up each night of VBS is by closing with a final song. Following the song, take a moment to once again review with the children the key theme and lessons that were taught during VBS that day. Make important announcements for both the children and your leaders. Close the session in prayer.



DAY 1 • CLOSING SKIT

DAY 1 • CLOSING SKIT: CHARGE • A MESSENGER FOR JESUS!

The closing skits created for Messengers For Jesus are designed to help the children review each day's theme, Bible story, and other key elements and lessons. The Closing Session for each day of VBS, found in both the Director and Leader's Guides, includes an introduction that should be read before each closing skit.

The Closing Skit

Charge - (Charge rushes to the command central desk where D. Spatcher sits. Once again Charge snaps to attention and salutes D. Spatcher.) Charge, returning from my mission.

D. Spatcher - (Returns the salute.) Was your mission successful?

Charge - Yes, it was! I was able to reach the school of fish before they swam too far out to sea. It took a little convincing, but I was able to get them to stop.

D. Spatcher - And were you able to deliver the message their teacher wanted to share with them?

Charge - Yes, I did. I also told them that the information their teacher had wanted to share with them during their final training session was information that would have kept them safe and secure.

D. Spatcher - Did they listen?

Charge - At first some did not want to listen. They seemed to still think that they knew better than their teacher.

D. Spatcher - What did you do about that?

Charge - I decided I would tell them the story you shared about Aaron. I told them that Aaron was God's chosen messenger whom God had called to teach people. And I told them that since the message that Aaron was to teach had come from God, no matter how they felt about Aaron, they could trust that the message was true.

D. Spatcher - Did that help convince all of them?

Charge - Yes, it did. They realized that no matter what they thought about their teacher, it's important to listen when someone is trying to help us.

D. Spatcher - That is right, Charge. And the same is true for many other situations in our lives. At times we might be tempted to not listen when someone is trying to help us, but it's still important to listen to the message.

Charge - I was just thinking that same thing. I was so happy the fish decided to listen to the message and change their course. And I was happy I was chosen to deliver the message. It's a special privilege to be chosen to deliver such an important message.

D. Spatcher - (Addressing the children.) God calls all of His people to deliver His messages. He even calls you to be one of His messengers. When God calls you to be one of His messengers, remember that you are delivering God's message. Just like with Charge, you will find joy when you deliver God's message to those who need it.

Leader - Let's give D. Spatcher and Charge a big round of applause. Today at VBS, all of you have heard messages. These messages were delivered by different teachers, leaders, and volunteers. But no matter which of these messengers you heard from, each message you were taught today came from God. And you can trust God's message to bring you joy.

DAY 1 - BIBLE STORY



AARON - THE FIRST HIGH PRIEST - NUMBERS CHAPTER 16 - A CHARGE TO KEEP!

Preparation for the Bible Story Leader

The following information is designed to help the Bible Story Leader prepare to share this day's Bible Story with the children. The leader is encouraged to read this information and review other suggested passages.

Exodus 4:10-17 - We are first introduced to Aaron in Exodus 4:14. It is here where we find God calling Moses to return to Egypt. God used Moses as His instrument to free the Israelite people from their slavery. Moses, not confident in his ability to communicate effectively with Pharaoh, asks God to send someone else. Despite God's assurance that He would give Moses the right words to say, Moses continues to resist. Finally, God responds, "What about your brother, Aaron the Levite? I know he can speak well" (Exodus 4:14, NIRV). Thus Aaron became Moses' mouthpiece through which God would tell the Pharaoh of Egypt to let the Israelite people go.

What is a Levite? - In verse 14 above, God mentions that Aaron is a Levite. Levites were the descendants of Levi, one of the twelve tribes of Israel. Jacob, later called Israel, had twelve sons, and each formed a tribe to inherit a section of the Promised Land. The Levites did not receive their own portion of land (Joshua 13:14). Instead, they were set apart as a tribe to serve God and lead the Israelites spiritually and sometimes in other leadership roles (1 Kings 8:4, Ezra 2:70). All of the priests were Levites, but not all Levites were priests.

Aaron, a Levite, would eventually become the first High Priest, or leader of the priests. Aaron and other priests who would follow him were responsible to help teach the people to worship and obey God's commands. One of the first important lessons Aaron was to teach the people dealt with the Passover. The story of the first Passover is found in Exodus 12.

The Israelites, God's people, were slaves to the Egyptians. As slaves they were treated badly by the Egyptian leader, the Pharaoh. So they cried out to God to rescue them, and He heard them! God chose Moses to go to the Pharaoh and demand their release. Pharaoh kept refusing to let God's people, the Israelites, go free; as a result, they suffered several plagues on the land (Exodus 7-10). The final ultimatum came: Pharaoh was to let God's people leave, or the firstborn of all Egyptian sons would die. To avoid the plague God had Moses and Aaron instructed the Israelites to share a special meal and place the blood of the animal they ate on the sides and over the external door of their homes.

"That same night I will pass through Egypt. I will strike down all those born first among the people and animals. And I will judge all the gods of Egypt. I am the LORD. The blood on your houses will be a sign for you. When I see the blood, I will pass over you. No deadly plague will touch you when I strike Egypt" (Exodus 12:12-13)

From that day on, it was the task of the High Priest to teach the Israelites how they were to celebrate the Passover each year so that they would remember God saved them from slavery.

Other Important Passages to Review

- Exodus 28:15-30 - The Chest Cloth
- Exodus 29 - The Levites Are Set Apart as Priest's for God's Service
- Leviticus 7 - Preparing the Priests to Serve the Lord
- Numbers 1:48-53 - The Levites Care for the Holy Tent of God
- Numbers 18:1-7 - Duties of Priests and Levites

The Story - Aaron's Authority as God's Messenger to Teach is Challenged - Numbers 16

Aaron's Authority as God's Chosen Messenger Is Challenged - Numbers 16 After the Exodus, the time when God saved the Israelites from their slavery in Egypt, He led them to the land that He had promised them. However, the Israelites' didn't trust in God enough to believe He would take them safely into the Promised Land. The Israelites' lack of faith resulted in repeated disobedience and 40 years of wandering in the desert.



DAY 1 • BIBLE STORY

During their time in the desert, the Israelites faced many challenges. Time and time again, God provided for them in their time of need; and in doing so, He used Aaron as His messenger to teach the people to obey God's commands. Despite God's continual faithfulness, some of the Israelites refused to accept God's plan and Aaron's leadership as the High Priest. One such incident occurred in Numbers 16.

Read Numbers 16: 1-3, NIRV

These men, including some who were Levites, believed they were very special and in some ways better than everyone else because they had been chosen to care for temple of God. (Review with the children who the Levites were.) However, they forgot that their special position as priests came from God - it was not something they earned by themselves.

We are like the Levites. We all need to need to remember that it is because of God's love and care for us that we have a bright future and a message to give to others. We also need to remember that we are all called to be God's messengers. As His messengers, we are to respect those God has given us as leaders. No one is so special that they don't need to be obedient to God's instructions or His chosen leaders.

God has given us a wonderful opportunity to be His messengers. To be His messenger, we must ask God to forgive us our sin and disobedience and then promise to listen and obey Him. When we do that, God will come into our hearts and help us become boys and girls who communicate God's message of love through our words and actions.

The Levites in this story did not feel they needed anyone to tell them how to be God's messengers. They believed they did not need to listen or follow Aaron leadership. Their hearts were turned against Aaron as God's chosen messenger; as a result, their hearts had also turned against God.

Read Numbers 16: 4-11, NIRV

Moses was trying to tell the Levites that the position God had given them was very special. They were to help care for the tent where God lived among them. They were chosen to prepare the very place where all of the Israelites could come to worship God. But these men viewed this gift from God as something they had earned. They may have felt their status as the caretakers of God's holy tent made them more important than the other Israelites. It appears they believed they could determine what it meant to be set apart for this special task (holy); and they did not need anyone else, including Moses or Aaron, to tell them or teach them right from wrong. Unfortunately for these men, their lack of humbleness before Moses, Aaron, and God led to their destruction.

Read Numbers 16:28-33, NIRV

What Did We Learn from Today's Bible Story?

Like the group of Levites that wouldn't follow Arron, we want to go our own way. I'm sure there have been times when you would like to do something fun and your mother or father wants you to clean your room, do your school work, or finish your meal before doing what you want to do. Parents know it will be better if we will follow their instructions. The truth is we want to be in charge and do our thing. So we disobey and end up in trouble. Has that ever happened to you?

In our Bible story, we learned that God provides us, as His children, with parents, pastors, teachers, and other special leaders who help keep us safe and help us know Him better. Because the Israelites didn't trust God and obey those He put in leadership over them, they had to wander through the desert for years and had many bad consequences. When we don't listen and obey the good advice we are given, we will also have bad consequences. But when we follow Godly, advice we enjoy the good things that God gives.

(Continued on page 15.)

DAY 1 - BIBLE STORY & BIBLE MEMORY



Say to the Children – We are not living in the time of Moses and Aaron, but God wants a special relationship with us like He had with the Israelites. How does this happen? It happens when we tell God we are sorry for all the things we have done that we knew were wrong but did them anyway, and we are sorry for disobeying Him. Then we ask Him to live in our hearts and to make us more like Jesus. When we do this, Jesus goes with us everywhere and gives us His power to do the things He tells us to do. Then we can become God's special messengers, like Charge.

Say to the Children – God loved the Israelites and wanted the best for them. He loves you and wants the best for you. And He wants you to be a messenger for Him and help others, just like Charge. Are you ready! Ok, let's obey God and go! Charge!

DAY 1 - BIBLE MEMORY - MESSAGE IN MY HEART - MATTHEW 28:20

Messengers For Jesus VBS – Bible Memory - Message in My Heart Overview and Leader Information

God's Word is God's message to His disciples. When children hide God's Word in their hearts by memorizing Scripture, they are filling their hearts with God's guidance and direction for the future. They are also filling their hearts with God's special message that they can share with their world.

The theme for Day 1 of Messengers For Jesus is Messengers that Teach Us. The focus is to help children understand that God has chosen messengers to be His teachers, to help others come to know Jesus. When these messengers teach children who Jesus is and how He wants them to live, children must learn to obey this teaching. In doing so, children display a growing trust and faith in Jesus Christ. The Day 1 Bible memory verse will reinforce this theme.

Matthew 28:20 is a portion of a larger passage of Scripture that is known as the Great Commission. In the Great Commission, Jesus spoke to His disciples one last time before He returned to the Father in Heaven. To help the children remember who is giving this command to obey, we have included the phrase "Jesus said" as an introduction to today's verse.

Matthew 28:20 - *Jesus said, "Teach them to obey everything I have commanded you. And you can be sure that I am always with you, to the very end."* (*For younger children, you may choose to only use the first sentence, which will include the first three motions below.)

Read the Day 1 memory verse with the children. Explain to them that this verse comes from the Great Commission. It is a command that comes from Jesus and is meant for all of His disciples, including each of them. Use the signs and motions below to help the children memorize this verse. The verse has been broken into six smaller parts.

Part 1 - Jesus Said (Use Signs).



Part 2 - Teach them to obey (Open hands to represent the Bible).

Part 3 - Everything I have commanded you (Arms spread wide).

Part 4 - And you can be sure (Give a thumbs up!).

Part 5 - That I am with you (Hug yourself).

Part 6 - To the very end (Point off into the distance).



DAY 1 - TRAIL BLAZING CRAFTS

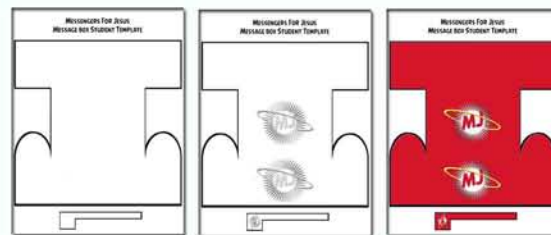
THE DAY 1 - TRAIL BLAZING CRAFT - MESSENGERS FOR JESUS MESSAGE BOX!

The first day of Messengers For Jesus is the perfect time to begin to emphasize to the children how they can become Messengers For Jesus. The Day 1 craft is a simple and effective way to help you begin this emphasis. When the children create the "The Messengers For Jesus Message Box," it will remind them of the part they play in spreading the message of Jesus in their world.

What You Will Need


- * A Messengers For Jesus Message Box template for each child. You may choose a completely blank template, one with some basic Messengers For Jesus text, or a full-color template.
- * Tape or Glue
- * Scissors
- * Paper Fasteners
- * Miscellaneous Craft Supplies

How to Create

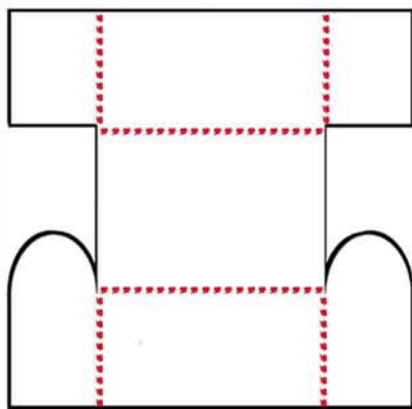


1. If you are using the blank template, or the template with some basic text, begin by having each child decorate a Message Box. Encourage them to add the VBS name or the VBS Scripture passage, 2 Corinthians 5:20

2. Help the children cut out their Message Box and small flag.




3. Help the children fold their message box along the dotted lines as shown.



4. Help the children connect the two sides using tape or glue. The sides with the arch should be on the outside.



5. Help the children connect their flag using a paper fastener.



DAY 1 • XPRESS SNACKS



WELCOME TO XPRESS SNACKS

An XPress snack idea has been created for each day to help you give the children of your VBS a fun and tasty way to experience the Messengers For Jesus Vacation Bible School. The snack ideas require some prep time, but the results of your effort will be worthwhile. VBS directors often find that the snack site does not require as much time as the other sites. If you find this to be the case, consider combining XPress Snacks with one of the other sites.

The Day 1 Snack Idea – A Special Delivery For Jesus

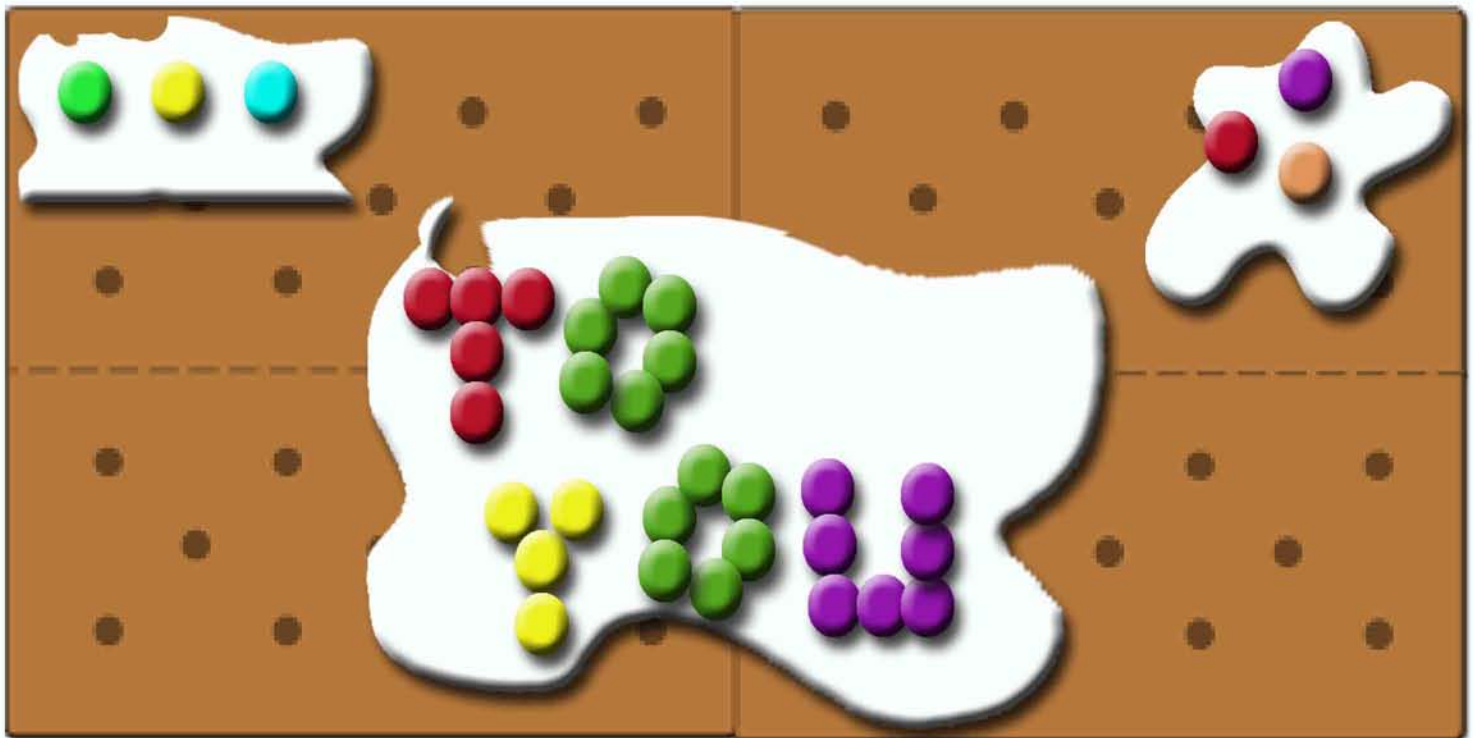
We thought it would be a great idea to have the very first snack suggestion of the Messengers For Jesus Vacation Bible School be a snack that the children can pretend is a special delivery for Jesus. The children of your VBS will love this simple, creative snack that they can craft to look like a letter or package that contains a special delivery for Jesus.

What is Needed

- *Graham Crackers
- *Icing or Frosting
- *Small Candy Pieces

How to Create A Special Delivery For Jesus Snack

Each child will receive his or her own graham cracker. The graham cracker represents an envelope for a letter or Special Delivery! Help the children apply the Icing/Frosting and candy pieces to resemble a letter, which they can pretend is a special delivery for Jesus. Below is an example.

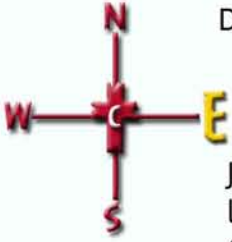




DAY 1 - CHARGED UP! CARDINAL GAMES

DAY 1 - CHARGED UP! CARDINAL GAMES - THREE-LEGGED RACE - LEARNING TOGETHER!

The Day 1 Cardinal Direction – East



Day 1 – East – Every morning the sun rises in the east. And with the sun comes the sun's light. Even when there are clouds covering the sky, the light from the sun shines bright, helping us see everything that is around us. In the same way, Jesus chooses people to be His messengers to shine His light. They shine His light by teaching others about Jesus. Jesus asks us to honor and respect His messengers because He is teaching us important lessons through him or her. As you lead the children through this Charged Up! Cardinal Game, help reinforce this Cardinal Direction!

Three-Legged Race - Learning Together!

Today's game is the classic three-legged race, but it includes a Charged Up! twist.

What you will need: *Scarves, strips of cloth, or athletic headbands. One for each pair of children. This will be used to loosely tie the children's legs together, so make sure to choose something that will not become too tight while the children race.

*Cones/Pylons or similar object to make a start and finish line.

How to play:

1. Divide children into pairs, matching children of similar size.
2. Have children stand next to their partner and put their arm around their partner's waist.
3. Loosely tie together above the knee their legs that are touching.
4. Use your cones/pylons to make a start line and finish line.
5. Have each pair of children line up on the starting line.

The Charged Up! Twist - To help the children understand the importance of having a good teacher, instruct the children that during the first race, they cannot speak to each other. No matter what happens during the race, no one is to say a word.

6. Have children race in silence. It is possible that some pairs will have some trouble, and not being able to speak to each other may add to their problem.
7. Have children line up on the starting line a second time. Instruct the children that during this second race, they may now speak to their partner.
8. Have children race a second time, and encourage them to verbally help their partners.

When the second race has ended, have the children gather together to talk about the two races. Ask them to share any problems they had in their first race and how being able to speak to their partner maybe helped solve these problems in the second race. This will help them understand the importance of having a good teacher.



Share with the children

DAY 1 - DISCIPLESHIP



DAY 1 - DISCIPLESHIP - MESSENGERS IN TRAINING - FOLLOW JESUS

Messengers For Jesus VBS – Discipleship - Messengers in Training Overview and Leader Information In Matthew 28:19, Jesus told His followers that “you must go and make disciples of all nations.” This was a call to those who stood before Him on that day, but it is also a call that continues for disciples of Jesus today. As the leader of the Discipleship site, Messengers in Training, you have the honor of answering Jesus’ call by helping children who attend VBS grow as Jesus’ disciples, with the opportunity to become Jesus’ messengers.

On Day 1, children will begin their training by choosing to follow Jesus. This first step in their training as messengers for Jesus will introduce children to one of Jesus’ disciples, Simon Peter. Children will learn why he chose to follow Jesus and why they should also choose to follow Him. Read Luke 5:1-11 with the children. This passage of Scripture tells how Jesus called His first disciples and how they responded to the call to follow Jesus. In this story, children will learn that choosing to follow Jesus can bring them three things: 1. Following Jesus brings better results. 2. Following Jesus brings people together. 3. Following Jesus brings them what they need.

Following Jesus Brings Better Results

Ask the children - What did Jesus ask Simon Peter to do with his fishing nets? (Let down his nets into the deep water.) **Ask the children** - What did Simon Peter say to Jesus after Jesus made this request? (See Luke 5:5) **Say to the children** - Simon Peter may not have thought that putting his nets down in the deep water would make him able to catch more fish; but when Jesus asked, Simon Peter obeyed. **Ask the children** - What happened when Simon Peter obeyed Jesus’ request? (See Luke 5:6-7) **Say to the children** - Sometimes Jesus may ask you to do something that you might think is not the best idea. But just like it was with Simon Peter, when we obey Jesus, He will bring a better result than we can expect on our own.

Following Jesus Brings People Together

Say to the Children - Did you notice that when Simon Peter’s nets became so full of fish that they started to break, he had to call for some help? **Say to the children** - When a disciple obeys Jesus’ voice, His blessings can also bring people together. There were so many fish in Simon Peter’s nets that he could not handle them all on his own. Jesus wants to bless His disciples when they obey Him. And His blessings, like the fish in Simon’s nets, will bring people together to share in the blessings.

Following Jesus brings His Disciples What They Need

Ask the Children - What was Simon Peter’s job before He met Jesus? (A fisherman) **Ask the Children** - What do fishermen try to catch? (Fish) **Say to the children** - Jesus asked Simon Peter to leave his fishing nets behind and to come and be one of Jesus’ disciples. **Ask the Children** - What did Jesus tell Simon Peter He wanted him to fish for? (People) **Say to the children** - When Simon Peter left behind his fishing nets to become a disciple of Jesus, he left his job behind. His job had been how he earned money to pay for shelter, clothes, and food. When Jesus called Simon Peter, He was asking Simon Peter to give up his job. And when Simon Peter did that, he found that Jesus provided everything he needed for life. No amount of money can give us what Jesus can give us. When you become Jesus’ disciple by deciding to follow Him, He will give you what you need as well. He will give you His love, His peace, His joy, new life!





DAY 1 - STUDENT ACTIVITY PAGE

NAME _____

CHARGE
A CHARGE TO KEEP!

DAY 1 - THEME
MESSENGERS THAT TEACH US

DAY 1 - PRAYER FOCUS

Dear Jesus,
I want to know more about You.
Help me to obey the **MESSENGERS**
You have chosen to
teach me.

DAY 1 - BIBLE STORY FOCUS

The Bible Story for Day 1 is about Aaron who was the first High Priest. God chose Aaron to help to teach the Israelites about who God was and how God wanted them to live. The authority Aaron had come from God.

44 "So I will set apart the tent of meeting and the altar. And I will set apart Aaron and his sons to serve me as priests. 45 Then I will live among the people of Israel. And I will be their God. 46 They will know that I am the Lord their God. They will know that I brought them out of Egypt so I could live among them. I am the Lord their God. (Exodus 29:44-46)

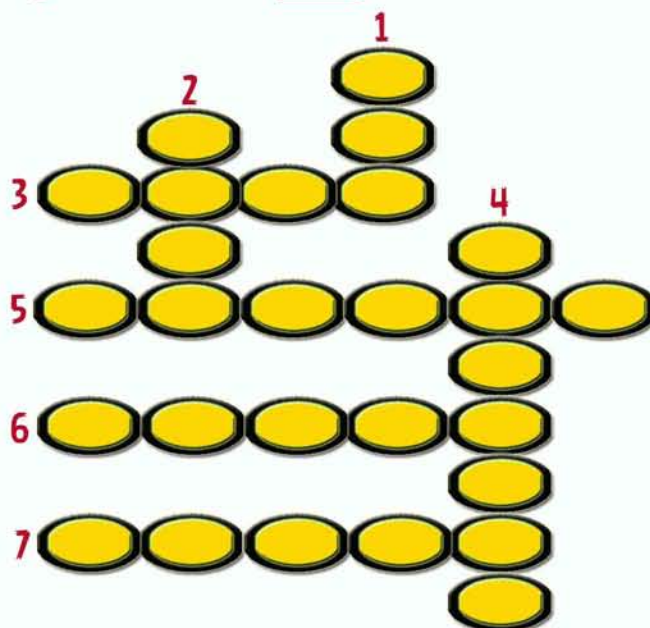
COMPLETE THE CROSSWORD PUZZLE WITH THE INFORMATION FROM THE BIBLE STORY FOCUS

Across

3. They will know that I am the _____ their God.
5. God promised to live among the people of _____.
6. God wanted the Israelites to remember that he brought them out of _____.
7. Set apart as the High Priest.

Down

1. I am the Lord their _____.
2. Aaron and his _____ were to serve as priests.
4. The tent of _____.



WWW.KRKNASZ.COM



DISCIPLESHIP: MESSENGERS IN TRAINING

Becoming Jesus' disciple begins by choosing to **FOLLOW JESUS**. When you choose to **FOLLOW JESUS**, you will find three things. Complete the cryptogram puzzle below to reveal these three things.



A	B	C	D	E	F	G	H	I	J	K	L	M	N	O	P	Q	R	S	T	U	V	W	X	Y	Z
13	21	22	4	19	5	3	20	11	17	26	6	9	7	23	1	8	25	2	18	12	16	15	10	24	14

FOLLOWING JESUS BRINGS

21 19 18 18 19 25 25 19 2 12 6 18 2 ' 1 19 23 1 6 19
 18 23 3 19 18 20 19 25 ' 13 7 4 15 20 13 18 24 23 12 7 19 19 4 .



DAY 1 - BIBLE MEMORY VERSE

Fill in the missing words from the memory verse below.

**JESUS SAID, "----- THEM TO ----
 EVERYTHING I HAVE ----- YOU.
 AND YOU CAN BE SURE THAT I AM -----
 WITH YOU, TO THE VERY ----." MATTHEW 28:20, NIRV**



**MESSENGERS THAT
TEACH US**

**TEACH THEM TO OBEY
EVERYTHING I HAVE
COMMANDED YOU. AND YOU
CAN BE SURE THAT I AM ALWAYS
WITH YOU, TO THE VERY END."**

MATTHEW 28:20, NIRV



DAY 1

MESSENGERS THAT TEACH US

NUMBERS 16

AARON - THE FIRST HIGH PRIEST





DAY 1 - LI'L' BIBLE STORY

AARON - THE FIRST HIGH PRIEST - NUMBERS CHAPTER 16 - A CHARGE TO KEEP!

Preparation for the Bible Story Leader

The following information is designed to help the Bible Story Leader prepare to share this day's Bible Story with the K and pre-K children. The leader is encouraged to read this information and review other suggested passages.

Exodus 4:10-17 - We first meet Aaron in Exodus 4:14. God was calling Moses to return to Egypt; He wanted to use Moses as His instrument to free the Israelite people from their slavery. Moses seemed reluctant, and it appeared he would rather God send someone else. Even though God assured Moses that He would give him the words to say, Moses continued to resist. Finally, God responds, "What about your brother, Aaron the Levite? I know he can speak well" (Exodus 4:14, NIRV).

Thus Aaron became Moses' companion, whose voice God used to help free the Israelites from slavery in Egypt.

What is a Levite? - In verse 14 above, God mentions that Aaron is a Levite. Levites were the descendants of Levi, one of the twelve tribes of Israel. Jacob, later called Israel, had twelve sons, and each formed a tribe to inherit a section of the Promised Land. The Levites did not receive their own portion of land (Joshua 13:14). Instead, they were set apart as a tribe to serve God and lead the Israelites in worship and in other leadership roles (1 Kings 8:4, Ezra 2:70). All of the priests were Levites, but not all Levites were priests.

Exodus 12 - Aaron, a Levite, would eventually become the first High Priest. Aaron and other priests would be responsible to help teach the people to obey all that God commanded. One of the first important lessons Aaron was to teach the people dealt with the Passover. The story of the first Passover is found in Exodus, chapter 12. The Israelites, God's people, were slaves to the Egyptians. They had cried out to God to rescue them, and He heard them! He chose Moses to go to the Pharaoh and demand their release. Pharaoh refused, and God sent plagues on the land (Exodus 7-10). Finally, the ultimatum came: Pharaoh was to let God's people leave or face the consequences. Pharaoh didn't listen and suffered the consequences but set the Israelites free.

"That same night I will pass through Egypt. I will strike down all those born first among the people and animals. And I will judge all the gods of Egypt. I am the LORD. The blood on your houses will be a sign for you. When I see the blood, I will pass over you. No deadly plague will touch you when I strike Egypt" (Exodus 12:12-13)

From that day on, the High Priest was to teach the Israelites how to celebrate the Passover each year so they would remember how God had saved them when they obeyed Him.

Other Important Passages to Review

- Exodus 28:15-30 - The Chest Cloth
- Exodus 29 - The Levites Are Set Apart as Priest's for God's Service
- Leviticus 7 - Preparing the Priests to Serve the Lord
- Numbers 1:48-53 - The Levites Care for the Holy Tent of God
- Numbers 18:1-7 - Duties of Priests and Levites

DAY 1 - LI'L' BIBLE STORY



The Story – Aaron's Authority as God's Messenger to Teach is Challenged – Numbers 16 There once was a group of people known as the Israelites. For many years, these people were forced to work for another group of people called the Egyptians. But the Israelites prayed, and asked God to help them not have to work for the Egyptians any more. One day, God answered their prayer and saved the Israelites. God also promised to give them their own land where they could live and be free. But many of the Israelites did not continue to obey God. So the Israelites had to live in the desert for 40 years before they could move into the land God had promised them.

Living in a desert was not easy, but God still made sure they had food and water and clothes; and He kept them safe. While the Israelites lived in the desert, God chose a man named Aaron to be His special messenger. God wanted Aaron to teach the Israelites how to know and obey God and have a better life. But some of people did not want to listen to Aaron. They wanted to choose their own leaders and go their own way.

What Did We Learn from Today's Bible Story?

The Israelites wandered through the desert for years because they did not trust and obey God. And even though God still cared for them by providing them food and clothes, many of them did not want to obey God and His messenger, Aaron.

Say to the Children – When someone invites Jesus to live in their heart, they agree to obey Jesus and His teachings. But some people don't obey Jesus. Some think they know more than Jesus and refuse to listen to the messages and messengers He sends to them.

Ask the Children – Do you believe that Jesus loves you and wants the best for you? (Give the children the opportunity to respond.)

Say to the Children – Yes! Jesus loves you, and He wants the best for you. So when you are tempted to do something you know Jesus would not want you to do, remember that Jesus loves you and only wants the best for you. If Jesus does not want you to do something, it is because He knows it is not good for you. It will harm you or someone else.

Say to the Children – Aaron was a teacher God sent to teach God's people about His love and future plans. Today God sends us special teachers who will help us understand God's love and teach us to obey God and receive His benefits.

Ask the Children - Do you know someone like that? Who is teaching you about God's love and His plans for you this week?

LI'L' MESSENGERS FOR JESUS

MESSENGERS FOR JESUS



DAY 1 - LI'L' BIBLE MEMORY

DAY 1 - BIBLE MEMORY - MESSAGE IN MY HEART - MATTHEW 28:20

Li'l' Messengers For Jesus – Bible Memory - Message in My Heart Overview and Leader Information

God's Word is God's message to His disciples. When children hide God's Word in their hearts by memorizing Scripture, they fill their hearts with God's guidance and love. They also fill their hearts with God's message so they can be God's messengers to the world!

The Day 1 - Li'l' Messengers Memory Verse - Matthew 28:20


The theme for Day 1 of Messengers For Jesus is Messengers that Teach Us. The focus is to help children understand that God has a special message for them and that He has chosen messengers to be His teachers to help them come to know Jesus. When these special messengers teach children about who Jesus is and how He wants them to live, children can choose to obey God's teaching. As they do so, children are displaying a growing trust and faith in Jesus Christ. The Day 1 Bible memory verse will reinforce this theme.

Matthew 28:20 is a portion of a larger passage of Scripture that is known as the Great Commission. In the Great Commission, Jesus spoke to His disciples one last time before He returned to the Father in Heaven. To help remind the children who are giving this command to obey, we have included the phrase "Jesus said" as an introduction to today's verse.

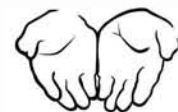
Matthew 28:20 - Jesus said, *"Teach them to obey everything I have commanded you."*

Read the Day 1 memory verse with the children. Explain to them that this verse comes from the Great Commission. This command comes from Jesus and is meant for all of His disciples, including each one of them. Use the signs and motions below to help the children memorize this verse. This portion of the verse for your K and pre-K children is a shortened version from the Messengers For Jesus Bible Memory verse. The verse has been broken down into three smaller parts.

PART 1 - JESUS SAID (USE SIGNS).



PART 2 - TEACH THEM TO OBEY (OPEN HANDS TO REPRESENT THE BIBLE).



PART 3 - EVERYTHING I HAVE COMMANDED YOU (ARMS SPREAD WIDE).





NAME _____

DAY 1 • THEME MESSENGERS THAT TEACH US

DAY 1 • LI'L MESSENGERS • PRAYER FOCUS

Dear Jesus,
Help me to know you better.
Help me learn to obey Your
MESSENGERS.

DAY 1 • LI'L MESSENGERS BIBLE STORY FOCUS

The Bible Story for Day 1 is about Aaron, who was the first High Priest. God chose Aaron to help teach the Israelites about who God was and how God wanted them to live. The authority Aaron had came from God.

44 "So I will set apart the tent of meeting and the altar. And I will set apart Aaron and his sons to serve me as priests. 45 Then I will live among the people of Israel. And I will be their God. 46 They will know that I am the Lord their God. They will know that I brought them out of Egypt so I could live among them. I am the Lord their God. (Exodus 29:44-46)

FIND THE WORDS IN THE WORD LIST BELOW IN THE WORD SEARCH PUZZLE.

WORD LIST

GOD
LORD
PRIEST
AARON

M	W	N	P	E	K	S	N
I	I	I	W	C	T	R	L
C	B	E	D	S	R	H	W
E	K	Y	E	L	G	P	F
X	U	I	J	E	O	I	V
M	R	K	M	I	D	R	K
P	G	Y	A	N	B	S	D
A	A	R	O	N	K	I	Z





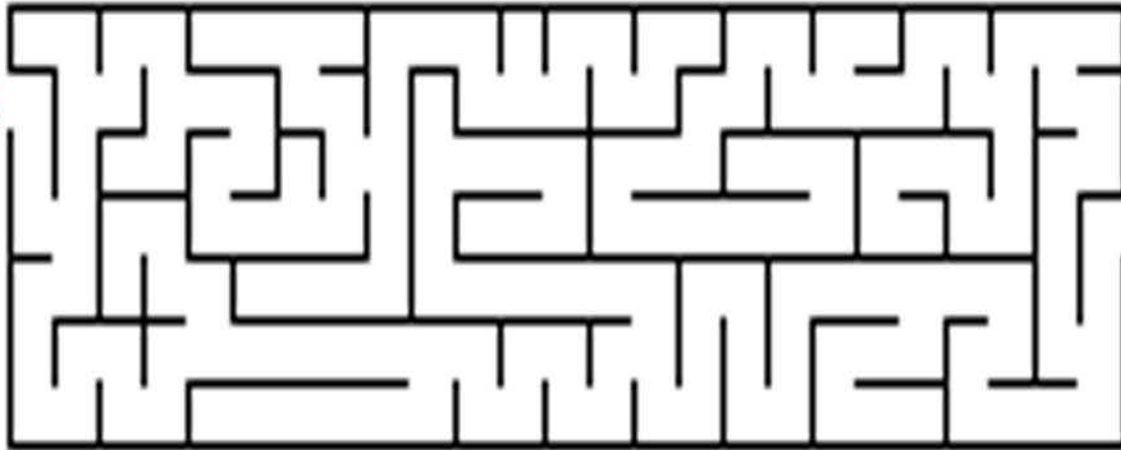
DAY 1 - LI'L'STUDENT ACTIVITY PAGE

DISCIPLESHIP: MESSENGERS IN TRAINING

You can become one of Jesus' disciples by choosing to **FOLLOW JESUS**. Simon Peter wants to **FOLLOW JESUS**, Help Simon Peter find his way through the maze to so he can **FOLLOW JESUS**.



END
HERE



START
HERE



DAY 1 - BIBLE MEMORY VERSE

Fill in the missing words from the memory verse below.

JESUS SAID, "----- THEM TO ----
EVERYTHING I HAVE COMMANDED YOU.

MATTHEW 28:20, NIRV

DAY 2

MESSENGERS WHO LEAD US

JUDGES 4 & 5
DEBORAH THE PROPHETESS & JUDGE





DAY 2 - OVERVIEW & OPENING SESSION

Welcome: As you welcome the children to the second day of the Messengers For Jesus Vacation Bible School, continue to build on the momentum from the opening day of VBS. A great way to signal to the children that VBS is ready to begin is with one of the Messengers For Jesus VBS songs.

Greeting: Take a moment to welcome the children, expressing how excited you are that they have come to VBS. Introduce yourself, your site leaders, volunteers, and staff members.

Opening Prayer: Invite Christ into your VBS by opening each session with prayer. Consider asking someone different to pray each time.

Messengers For Jesus VBS Theme and Bible Basis: Introduce the overarching theme of VBS, Messengers For Jesus. Tell the children that this week in VBS they will hear about the messengers Jesus uses to help them learn more about Him and how they too can become messengers for Jesus. This is also a perfect time to introduce the children to the Scripture passage that will be the Bible basis for Messengers For Jesus, 2 Corinthians 5:20: "We are Christ's official messengers." Encourage everyone to say it with you.

Daily Theme and Scripture Focus: Share with the children the Day 2 Theme, Messengers Who Lead Us, and the Day 2 Bible Story Focus: Deborah - The Prophetess and Judge.

Worship with Song: After you introduce the Daily Theme and Scripture Focus, lead the children in a time of praise and worship. Depending on the amount of time you have allotted, lead the children through one or two of the Messengers For Jesus VBS songs to get children excited about each session of Vacation Bible School.

Opening Skit: Introduce the opening skit by reading the following: The Messengers have an important communication for you. They want to tell you who Jesus is and why He wants each of you to become one of His messengers. During each session of VBS, you will meet one of the Messengers and the important words each has been called to deliver. The Messengers work for D. Spatcher, who runs the Messengers For Jesus Delivery service. When an important communication needs to get through, the Messengers For Jesus are second to none.

Today you will once again meet D. Spatcher as well as a new Messenger named "Blaze." Blaze is a high energy Messenger machine who is ready to blaze a trail as a messenger for Jesus. Let's give D. Spatcher and Blaze our full attention so we can find out more about the important message that needs to be delivered today.

Mission Offering Project: Introduce the current year's Kids Reaching Kids Mission Offering Project. You can also use this time to collect the offering the children have brought with them.

Concluding the Opening Session: Before you send the children to their first VBS site, lead them again through one of the Messengers For Jesus VBS songs, offer a prayer of invocation, or both.

DAY 2 • OPENING SKIT



DAY 2 • OPENING SKIT • BLAZE • A MESSENGER FOR JESUS!

The opening skits created for Messengers For Jesus are designed to introduce children to each day's theme and Bible Story. They will also help the children become a part of each adventure. The daily Overview and Opening Session pages in both the Director and Leader's Guides include an introduction for each skit. This introduction should be read before each skit.

Setting the Scene

Each daily skit takes place in the Command Central office of the Messengers For Jesus Delivery Service. This delivery service passes along very important messages for Jesus. It is run by D. Spatcher. You will always find D. Spatcher hard at work at the main desk of Command Central. This is where all the important messages are received.

The Opening Skit

As the Day 2 skit opens, D. Spatcher is hard at work at Command Central when the Messengers For Jesus Delivery alarm sounds. (Select a sound to represent the Messengers For Jesus Delivery alarm. This can be a ring tone or any sound that will get the children's attention.) The alarm signals to D. Spatcher that there is a very important incoming message. D. Spatcher answers the alarm.

D. Spatcher – (A telephone headset would be ideal for D. Spatcher, but any type of phone will work. The scene opens as D. Spatcher is answering the call signaled by the alarm.) You have reached the Messengers For Jesus Delivery Service. Your message is our highest priority. This is D. Spatcher. How may I help you? (D. Spatcher intensely listens to the caller.) Oh, I see. (D. Spatcher should be writing it on a notepad or, preferably, typing it on a computer.) That sounds like a challenging message to deliver, but I have just the Messenger for the job. (D. Spatcher ends the incoming call and contacts Blaze. You may have D. Spatcher use the same phone, or you may consider having something that appears to be an intercom system.) Blaze, please report to Command Central.

Blaze – (Blaze enters the stage. Blaze zips around the stage showing off an amazing speed. Blaze continues this “zipping” around the stage until D. Spatcher speaks up to get Blaze's attention.)

D. Spatcher – Slow down there, Blaze. (Blaze reduces speed and walks up to the Command Central desk.) You'll wear yourself out before I can even give you the message I need you to deliver.

Blaze – I am sorry about that. I just get so excited when I hear my name called. Do you have an important delivery for me?

D. Spatcher – Yes, I do, Blaze. And it is a very challenging communication to deliver.

Blaze – What do you mean by challenging?

D. Spatcher – It's challenging because it requires you to go somewhere and do something you have never done before.

Blaze – Sounds interesting and a little scary. Tell me more.

D. Spatcher – Apparently, a bunch of mice have accidentally stumbled right into the middle of Catopolis.

Blaze – Did you say Catopolis? (Blaze's voice sounds a little anxious and afraid.)

D. Spatcher – Yes. That is exactly what I said.

Blaze – But . . . But . . . That place is full of cats. And the last time I checked, cats and mice don't get along very well. Those mice might be in danger.

D. Spatcher – Exactly. That is why this is a very challenging message to deliver. But this is also why I have called for you, Blaze.





DAY 2 • OPENING SKIT

Blaze – For me? Why?

D. Spatcher – I have called for you because I know you are a Messenger who has courage to go where you have never gone before and, if necessary, to do something you have never done before.

Blaze – Are you sure about that, D. Spatcher? Maybe you have me confused with one of the other Messengers.

D. Spatcher – No. You're the Messenger for this delivery. Have you ever heard of Deborah from the Bible?

Blaze – Deborah. No, I don't think I have heard of her. Who was she?

D. Spatcher – Deborah lived a long time ago. She was an Israelite. The Israelites were God's chosen people. But sometimes, like those mice in Catopolis, they lost their way.

Blaze – Did they wander into Catopolis too?

D. Spatcher – No. They would lose their way when they would forget to live as God had taught them. Unfortunately, this happened quite often. When this happened, God would call upon someone He could trust who could lead them back to Him. And on one of these occasions, He chose Deborah to lead them.

Blaze – What kind of trouble were the Israelites facing?

D. Spatcher – They were facing an evil king named Jabin. When the Israelites stopped following God, they ended up being ruled by Jabin for 20 years. And Jabin was a mean ruler.

Blaze – What did the Israelites do?

D. Spatcher – They finally realized they were lost and cried out to God for help.

Blaze – And is that when God called Deborah to lead them?

D. Spatcher – Yes.

Blaze – Deborah must have been a trained leader with a lot of experience.

D. Spatcher – No. Deborah had no leadership training. But she did have something more important. She had a love for God, and she trusted God. She knew that if she listened to God's voice and obeyed His instructions, then she could lead the Israelites to safety.

Blaze – And that is what you need me to do for those mice in Catopolis?

D. Spatcher – That is right, Blaze. I believe you are the right Messenger for the job. I need you to be strong and courageous and go to Catopolis. Find those lost mice, and lead them to safety. Can you do it?

Blaze – I think I can do it. (Blaze is a little hesitant, but Blaze's confidence begins to grow.) I have never been to Catopolis before, nor have I led a bunch of mice; but since you believe in me, I believe I might be able to do it.

D. Spatcher – (Addressing the children in the audience.) Do you believe Blaze can do it? (Encourage the children to respond positively.) They also believe in you, Blaze.

Blaze – Thank you for your confidence, D. Spatcher. (Blaze turns to address the children.) And thank you, kids! I am off! (Blaze dashes off the stage.)

Leader – When we come back together in a little while for our closing session, we will check in again with D. Spatcher and Blaze to see if Blaze was successful.

DAY 2 - CLOSING SESSION & CLOSING SKIT



CLOSING SESSION

Welcome: As the children return for the closing session, have your music leader lead the children in one of the Messengers For Jesus VBS songs.

Greeting: Take a moment to welcome the children to the closing session. This is a perfect opportunity to help the children review what they learned during the Day 2 Bible Story - Deborah - The Prophetess and Judge. Take some time to review the story and ask the children some key questions from the lesson. You may also choose to ask one of the children to recite the Day 2 Memory Verse from Hebrews 13:7 or the Day 2 theme: Messengers That Lead Us.

Closing Skit: Take a moment to introduce the closing skit by reading the following: All this week, we will follow the adventures taking place at the Messengers For Jesus Delivery Service. This is where we find D. Spatcher and the Messengers who are carrying out their call to be messengers for Jesus. When we last checked in, Blaze was off to rescue some mice who had accidentally wandered into Catopolis. Let us now again give our attention to D. Spatcher and Blaze to see if Blaze was successful in his mission.

Mission Offering Project: Encourage the children to share with their friends and family what they have learned about Kids Reaching Kids and this year's Mission Offering Project.

Concluding the Closing Session: A great way to wrap up each night of VBS is by closing with a final song. Following the song, take a moment to once again review with the children the key theme and lessons that were taught during VBS that day. Make important announcements for both the children and your leaders. Close the session in prayer.

DAY 2 - CLOSING SKIT - BLAZE - A MESSENGER FOR JESUS!

The closing skits created for Messengers For Jesus are designed to help children review the theme, Bible story, and other key elements from that day of Vacation Bible School. The Closing Session for each day of Messengers For Jesus, found in both the Director's and Leader's Guides, includes an introduction for each closing skit. This introduction should be read before each skit.

Setting the Scene

Each daily skit takes place in the Command Central office of the Messengers For Jesus Delivery Service. This delivery service specializes in delivering very important messages for Jesus. It is run by D. Spatcher, and you will always find him hard at work at the main desk of Command Central. This is where all the important messages are received. As the Day 2 closing skit opens, D. Spatcher is once again hard at work at Command Central when the Messenger Blaze returns from delivering a message for Jesus.

The Closing Skit

Blaze - (Blaze enters the stage zipping around. D. Spatcher speaks up to get Blaze's attention.)

D. Spatcher - I see you have returned from delivering the message, Blaze.

Blaze - (Blaze reduces speed and walks up to the Command Central desk. Blaze responds in a very excited tone.) Yes, I have!

D. Spatcher - It appears as though the situation went really well.

Blaze - Yes! It was an amazing experience.



DAY 2 • CLOSING SKIT

D. Spatcher – An amazing experience? You did go to Catopolis, right?

Blaze – Yes, I did. What an amazing place!

D. Spatcher – (Still speaking in the same curious tone.) The place with all the cats, right?

Blaze – Yes, but something amazing happened.

D. Spatcher – What was that?

Blaze – When I arrived in Catopolis, I located the lost mice. A large number of cats had surrounded them, and I thought my worst fears were about to come true. I really did not think it was going to end well.

D. Spatcher – Were you scared?

Blaze – I was petrified! But I was also determined to deliver the message and to lead the mice to safety.

D. Spatcher – So, what happened?

Blaze – As I approached the mice, I noticed they were praying. When they realized they were lost and facing a very challenging situation, they realized they needed Jesus' help.

D. Spatcher – Did Jesus answer their prayers?

Blaze – Yes, He did. Jesus gave those mice and me the courage to face the gathering of cats. And when we did, we realized something amazing. The cats were all sleeping.

D. Spatcher – Sleeping?

Blaze – Apparently a large milk truck came into town about an hour before the mice arrived. All of the cats had filled their stomachs with warm milk. Milk, combined with the warm and sunny weather, caused them all to lie down and fall into a deep sleep.

D. Spatcher – So, what did you do?

Blaze – First we gave thanks to Jesus.


D. Spatcher – And after that?

Blaze – I led those mice to safety, far away from Catopolis.

D. Spatcher – I am so happy this worked out so well. And I am thankful you trusted Jesus and His leadership in your life. Jesus used you as one of His messengers to lead those mice to safety. (Still speaking to Blaze, but pointing to the children in the audience.) What do you think, Blaze? Maybe Jesus wants to use these children to help lead others through a challenging situation?

Blaze – I think you might be right, D. Spatcher. (Blaze and D. Spatcher look at each other in agreement.)

Leader – What do you think, kids? Do you think Jesus could use some of you to help lead someone through a challenging situation? (Encourage the children to respond in the affirmative.)



DAY 2 - BIBLE STORY



DEBORAH - THE PROPHETESS AND JUDGE - JUDGES CHAPTERS 4-5 - BLAZING A TRAIL FOR GOD!

Preparation for the Bible Story Leader

The following information is designed to help the Bible Story Leader prepare to share this day's Bible Story with the children. The leader is encouraged to read this information and review other suggested passages.

Judges 4:1-3 – In the Old Testament we often read about times when the Israelites forgot about God's directions and hopes for them and disobeyed. The Bible says that they did evil in the sight of the Lord. This was the situation as Judges, Chapter 4, begins. The consequence was that the Israelites fell into the hands of one of their enemies, evil Canaanite King Jabin. Evil King Jabin ruled over the Israelites for 20 years until finally the Israelites called out to God for help. In response to their cries, God raised up a judge by the name of Deborah.

Who were the Judges? – Before Israel had kings of their own, God called on certain individuals known as judges to help lead Israel out of their time of trouble. Gideon and Samson are two other well-known judges who helped free the Israelites from outside oppression.

Deborah, the 4th judge to lead Israel, was the only female judge mentioned in Scripture. Deborah, along with another female, Jael, helped bring Israel a great victory. Deborah's story emphasizes how God can bring about His plans through anyone who is willing to serve Him. Deborah's leadership, empowered by God, helped her become a trailblazer.

The Story – Deborah - Blazing a Trail for God – Judges 4:6-24

Deborah was a judge in Israel. People would come to Deborah to have her settle their disputes. During this time, a foreign king named Jabin ruled the people of Israel, who were also called Israelites. Jabin was from a place named Canaan, and he treated the Israelites badly. For 20 years the Israelites had been under Jabin's evil rule. The Israelite people realized that they needed God's help, and they called out to God in prayer. God responded to them by calling Deborah to help lead the Israelites out from under Jabin's rule.

Read Judges 4:6-7, NIRV

Deborah told her assistant, Barak, that God wanted him to go help the Israelites. Barak, however, would not go without Deborah, and he asked her to go with him. The Bible does not say why Barak made this request; but, based on what Deborah's said, God must not have been pleased.

Read Judges 4:9-10, NIRV

Sisera was the leader of King Jabin's army. The army Sisera led included 900 chariots, which were the tanks of that time in history. Chariots could break through the enemy's line, and because of their speed, they were hard to stop. A soldier in a chariot had three times the fighting power of a man on horseback and far more fighting power than a soldier on foot. This made the army that Sisera was leading a very powerful force.

Read Judges 4:14-16, NIRV

Even though Jabin's army was defeated, Sisera escaped. But Sisera was not out of the reach of God's power. Sisera ran to the tent of a woman named Jael. And there, Deborah's prophecy came true. (Read Judges 4:9, NIRV)

Jael invited Sisera into her tent to hide and gave him some milk to drink. Sisera, believing he was safe, fell asleep and was defeated. This fulfilled Deborah's prophecy and give Israel victory and freedom.



DAY 2 - BIBLE STORY

"On that day God brought Jabin under Israel's control. He was a king in Canaan. Israel's power grew stronger and stronger against King Jabin. The Israelites became so strong that they destroyed him" (Judges 4:23-24).

What Did We Learn from Today's Bible Story?

Ask to the Children – Have any of you ever been lost? (Let children tell their experiences of being lost.)

Say to the Children – When you are lost or when you are somewhere you have never been before, you need someone to help you find your way back to the place you need to go. This is like what was happening to the Israelites in today's story. The Israelites were not lost, like some of you were in the stories you shared, but they were lost because they had forgotten how much God loved them and how He protected them in Egypt and in the desert. They had forgotten to listen and to obey. Through their forgetfulness, many of them had let themselves be drawn away from God's direction and protection. Soon they no longer loved and obeyed God and were doing things that hurt God and others. As a result, they ended up falling under the rule of the very mean King Jabin.

Ask the Children – When the Israelites realized they were lost, that they needed God, what did they do? (Answer: call out to God in prayer)

Ask the Children – Who did God send to help lead them to safety? (Answer: Deborah)

Say to the Children – Before the people of Israel had their own king, God used people called judges to help lead them. Deborah was one of these judges.

Ask the Children – Today we have judges. Can anyone tell me what kinds of things judges do for us today? (Let children respond.)

Say to the Children – Deborah, as one of the judges in the Old Testament, did many of these same things for the Israelite people. When they had problems, she helped them find good solutions. But a judge like Deborah was also called by God to lead the Israelite people against their evil enemies.

Deborah had a strong faith in God, and she knew that God loved them and would deliver the Israelite people from the mean King Jabin. Even when some, like Barak, seemed to doubt Deborah's message, she boldly declared that the Lord would give Israel victory over King Jabin and the leader of his army, Sisera.

Ask the Children – Does anyone know what a trailblazer is? (Let children respond.) A trailblazer is someone who is willing to go somewhere that others may have never gone; or they are willing to face a danger when no one else will. Deborah was a trailblazer.

Say to the Children – Deborah lived during a time when women were not often looked upon as leaders. But because she had a strong faith in God, He used her to lead the Israelites to a great victory. With God's help, she blazed a trail to victory by facing the enemy unafraid. And when the victory was won, she gave God all the glory.

DAY 2 • BIBLE MEMORY



DAY 2 - BIBLE MEMORY - MESSAGE IN MY HEART - HEBREWS 13:7

Messengers For Jesus VBS – Bible Memory - Message in My Heart Overview and Leader Information

God's Word is His message to His disciples. When children hide God's Word in their hearts by memorizing scripture, they are filling their hearts with God's guidance and direction for the future. They are also filling their hearts with God's special message that they can share with their world.

The theme for Day 2 of VBS is Messengers Who Lead Us. The focus is to help children understand that God has chosen messengers to help them come to know Jesus. When God calls someone to be a leader, He calls them to live in a way that will help others learn more about Jesus. Through a leader's actions, which are modeled after Jesus Christ, children are able to see how Jesus wants them to live.

Hebrews 13:7 (NIRV) – *“Remember your leaders. They spoke God's word to you. Think about the results of their way of life. Copy their faith.”*

Read the Day 2 Bible Memory Verse with the children. Explain to them that the verse comes from the final chapter of the book of Hebrews. Hebrews was a letter written to a group of Christians who were going through difficult times. The letter was intended to encourage them, and it provided them with important lessons about how to live. One of these important lessons is that they should follow those who lived like Jesus by obeying God and serving others. The author encouraged the Hebrews to not only remember these leaders, but they were also encouraged to copy their attitudes, words and actions. Use the motions and actions below to help children memorize this verse.

PART 1 • REMEMBER YOUR LEADERS (USE YOUR BEST “REMEMBERING” POSE).

PART 2 • THEY SPOKE GOD’S WORD TO YOU (PRETEND YOU ARE HOLDING AN OPEN BIBLE).

PART 3 • THINK ABOUT THE RESULTS (EXTEND YOUR LEFT HAND).

PART 4 • OF THEIR WAY OF LIFE (EXTEND YOUR RIGHT HAND).

PART 5 • COPY THEIR FAITH (DROP TO ONE KNEE AND POINT TO ONE OF YOUR VBS LEADERS).



DAY 2 - TRAIL BLAZING CRAFTS

THE DAY 2 - TRAIL BLAZING CRAFT - FOLLOWING IN JESUS' FOOTPRINT!

Today's Trail Blazing Craft provides an opportunity to reinforce the Day 2 theme, Messengers Who Lead Us! Today's theme is focused on helping children understand the importance of following those leaders God has chosen as His messengers. The best example of a leader chosen by God as His messenger is Jesus. Today's craft will allow children to proudly display how they will choose to follow Jesus' leadership in their lives.

What You Will Need


The Following In Jesus' Footprint! craft was designed to allow flexibility. Therefore, each local ministry has a number of options for how to have children complete their craft.

1



A full color or black & white picture frame.

2



A **JESUS IS MY LEADER** footprint.

3

Scissors, tape or glue, and any additional craft decorating item or items you feel would work best for the children of your local ministry.

How to Create the Following in Jesus' Footprint!

STEP 1

Each child will need a frame, a Jesus is my Leader footprint, and additional craft decorating items.

STEP 2

Say to the children - If Jesus is the Leader of your life, then you should want to follow in His footprints. This means you should model your life after Jesus' life. **Ask the children** - What are some ways you can follow in Jesus' footprints? Encourage children to share their responses with the group. Help children by providing examples from the Bible.

STEP 3

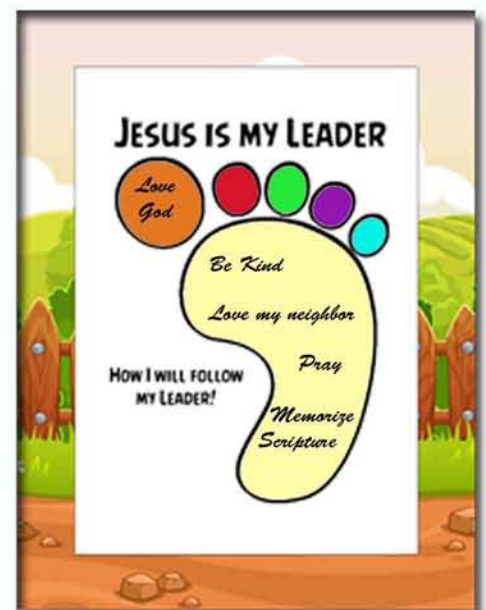
Have children write their responses to the question from step #2 on their Jesus is My Leader footprint.

STEP 4

Help children attach (glue or tape) their Jesus is My Leader footprints to the space provided on their picture frames.

STEP 5

Have children add some color and excitement to their craft by adding any decorating items you have provided.



DAY 2 • XPRESS SNACKS



WELCOME TO XPRESS SNACKS

An XPress Snacks snack idea has been created for each day to help you give the children of your VBS a fun and tasty way to experience the Messengers For Jesus Vacation Bible School. The snack ideas require some prep time, but your effort will be well worth the results. VBS directors often find that the snack site does not require as much time as the other sites. If you find this to be the case, consider combining XPress Snacks with one of the other sites.

The Day 2 Snack Idea – Blazing A Trail Snack Mix

The snack idea for today's VBS is Blazing a Trail Snack Mix, or what is commonly known as trail mix. You can make trail mix in many different ways, depending on the different ingredients you choose to include. However, in keeping with our Messengers theme, here are some suggestions for ingredients:

- *Gummy Worms
- *Pretzels
- *Round or Oval Shaped Fruit
- *Round Crackers
- *Cheese, Strawberries, Pineapple, Melon, etc.

How to Create Blazing A Trail Snack Mix

You may pre-mix your Blazing A Trail Snack Mix or let the children create their own mix. Also consider printing labels and attaching the labels to small bags or cups that children use to hold their Blazing A Trail Snack Mix.



BLACK AND WHITE OR FULL COLOR BLAZING A TRAIL SNACK MIX LABELS ARE AVAILABLE IN THE LAST SECTION OF THIS LEADER'S GUIDE.

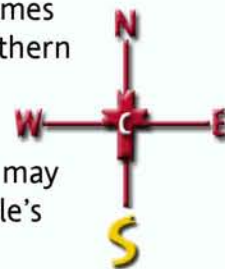


DAY 2 - CHARGED UP! CARDINAL GAMES

THE DAY 2 CARDINAL DIRECTION - SOUTH

Day 2 – South – In Job 9:9, Job refers to God as the Creator of the stars in the sky. He names constellations of stars that he could see with his own eyes, but he also mentions the southern stars. John Wesley believed that these were the stars Job himself could not see; but he knew if they existed, then God was the One who created them.

We find many truths about Jesus in Bible stories. These are truths that, even though you may have not seen them with your own eyes, you can be as confident as Job was that the Bible's message about Jesus is true.



The Day 2 Theme is Messengers That Lead Us. Share with the children about how the Bible is full of important stories about people, like Moses, Aaron, and Deborah, who were special messengers for God. In a way the Bible is a very special messenger from God. By reading the Bible we learn about God's love and plan for our lives. Tell them that millions of people have learned of God's love and plans for the world through reading the Bible. Be prepared to share with the children how the Bible has helped you understand God and His plans for their lives.

FOLLOW THE LEADER - BLAZE SAYS

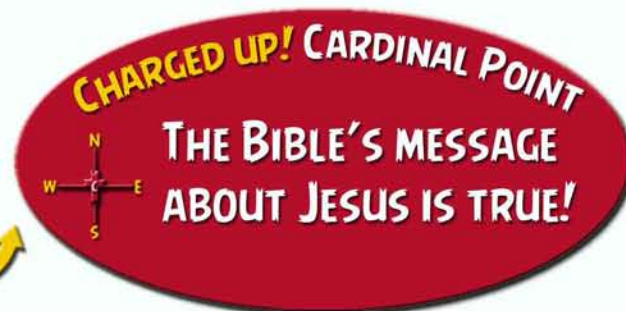
Today's game is a twist on the classic "Simon Says." The goal of this game is to emphasize the importance of following the leader.

What you will need: What you'll need depends on the size of each group and the age of the children. What is most important is that the leader is creative and Charged Up!

How to Play:

1. Choose your Blaze (Simon). The leader should be Blaze as you begin; but after a few rounds of the game have been played, consider having different children fill the role of Blaze.
2. Blaze gives a series of commands. The commands can be as simple as "Blaze says smile" or as funny as "Blaze says cluck like a chicken." Consider the age and developmental level of the children when deciding which commands you will use.
3. Children must complete each command that begins with "Blaze says . . ." Children who do not complete the command as requested are eliminated.
4. Children must not complete any command that does not begin with "Blaze says." If Blaze gives a command that does not include "Blaze says . . ." and a child completes the command, that child is removed from the game.
5. Continue with steps 3 and 4 until all but one of the children have been eliminated. You can play as many rounds of the game as time allows.

SHARE WITH THE CHILDREN



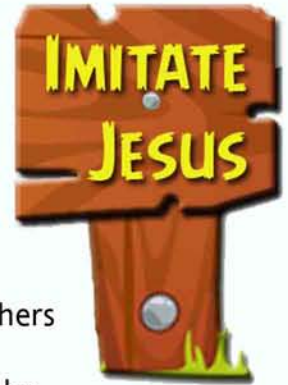
DAY 2 • DISCIPLESHIP



MESSENGERS FOR JESUS VBS - DISCIPLESHIP • MESSENGERS IN TRAINING OVERVIEW & LEADER INFORMATION

In Matthew 28:19, Jesus told His followers, “You must go and make disciples of all nations.” This was a call to those who stood before Him on that day, but it is also a call that continues for disciples of Jesus today. As the leader of the Discipleship site, Messengers in Training, you have the honor of answering Jesus’ call by helping children who attend VBS grow as Jesus’ disciples, with the opportunity to become Jesus’ messengers.

On Day 2, children will learn why it is important to choose to Imitate Jesus. The first chapter of the book of Mark includes examples of Jesus modeling how His disciples should imitate Him. Below are three of examples that children can choose to follow as they learn how to Imitate Jesus.



IMITATE JESUS: HELPING THE SICK

Read Mark 1:29-34 - **Say to the children** - Jesus displayed the love He had for others by reaching out to those who were sick. **Ask the children** - Do any of you know someone who is sick? (Let the children respond.) **Say to the children** - Jesus had the power to heal the sick. This means that Jesus could take away their sickness and make them well. We may not be able to heal the sick instantly just like Jesus could, but we can help those who are sick feel better. **Ask the children** - What are some things you can do to help those who are sick feel better? (Give the children an opportunity to respond.)

IMITATE JESUS: PRAYING

Read Mark 1:35 - **Say to the children** - One of the most important things Jesus taught His disciples was how important it is to pray. Jesus often found a quiet place where He could spend time in prayer. **Ask the children** - Can anyone tell me when are the best times to pray? (Let the children respond.) **Say to the children** - Those are all great times to pray. Any time is a good time to pray. You can pray when you are scared. You can pray when you are happy. You can pray for someone who is sick. You can pray when you need help, and you can pray when you see someone who needs help.

IMITATE JESUS: SHARING THE GOOD NEWS OF JESUS

Read Mark 1:38 - **Ask the children** - Can anyone tell me what it means to share the Good News of Jesus? (Give the children the opportunity to respond.) **Say to the children** - Sharing the Good News of Jesus means telling others about who Jesus is. It also means telling people that Jesus loves them and created them. This includes explaining how Jesus went to the cross to die for our sins, and how we can invite Jesus to live in our hearts. Sharing the Good News of Jesus includes telling others about the ways Jesus taught His disciples to imitate Him.

Helping the sick, spending time in prayer, and sharing the Good News of Jesus are a few of the many examples of imitating Jesus that we can find in the Bible. **Ask the children** - Can anyone think of some other ways that we can Imitate Jesus? (Provide the children with time to share their responses.)



DAY 2 - STUDENT ACTIVITY PAGE

NAME _____

BLAZING A TRAIL FOR JESUS!

DAY 2 - THEME MESSENGERS THAT LEAD US

DAY 2 - BIBLE STORY FOCUS

The Bible Story for Day 2 is about Deborah the Prophetess. God chose Deborah as one of the judges over Israel. Judges served under the authority of God to help lead His people during difficult times. The following Scripture passage comes from Judges 5. This chapter is called *The Song of Deborah*.

2 "The princes in Israel lead the way. The people follow them just because they want to. When this happens, praise the Lord! 3 "Kings, hear this! Rulers, listen! I will sing to the Lord. I will praise the Lord in song. He is the God of Israel. 4 "Lord, you went out from Seir. You marched out from the land of Edom. The earth shook. The heavens poured. The clouds poured down their water. 5 The mountains shook because of the Lord. He was at Mount Sinai. They shook because of the Lord. He is the God of Israel. 6 "The main roads were deserted. So travelers used the winding paths. That happened in the days of Shamgar, the son of Anath. It happened in the days of Jael. 7 Those who lived in the villages of Israel would not fight. They held back until I, Deborah, came. I came as a mother in Israel."

UNSCRAMBLE

RELAIS -- 20 21 22 -- 6
GISN -- -- -- 1
SEHEANV 15 10 4 -- -- --
TUANIONMS -- 2 -- -- 14 19 --
REEDTSED 8 17 -- 23 -- 16 -- 3
LEJA -- 18 -- 5
BEHDOAR 9 7 11 12 13 --

HINT

WHERE THE ISRAELITES LIVED.
----- A SONG.
THE ----- POURED.
THESE SHOOK.
THE ROADS WERE -----
IN THE DAYS OF -----
THE PROPHETESS.

UNSCRAMBLE THE KEY WORDS FROM THE SCRIPTURE PASSAGE. USE THE UNSCRAMBLED WORDS TO SOLVE THE MYSTERY PHRASE.

MYSTERY PHRASE

1 2 3 **C** 4 5 6 7 8 9 10 11 12 13 14 15
16 17 18 19 20 21 22 23 24



WWW.KRKNNAZ.COM



DISCIPLESHIP: MESSENGERS IN TRAINING

On Day 2, Children learned that following Jesus means they must also **IMITATE JESUS**. When Jesus issued the call to go and make disciples, He was calling His disciples to do the very thing that He had been doing for them since the day they were called to follow Him. Jesus was and is the perfect model for what it means to be a disciple. His message to His first disciples and to His disciples today is to **IMITATE** His every word and deed and help others to do the same. Think of three things that you can do that will help you to **IMITATE JESUS**.

I CAN LEARN TO IMITATE JESUS WHEN I... 1. _____

2. _____

3. _____



DAY 2 • BIBLE MEMORY VERSE

Fill in the missing words from the memory verse below.

REMEMBER YOUR _____.
THEY _____ GOD'S WORD TO YOU.
THINK ABOUT THE _____
OF THEIR WAY OF LIFE. _____ THEIR FAITH.



MESSENGERS WHO LEAD US

REMEMBER YOUR LEADERS.
THEY SPOKE GOD'S WORD
TO YOU. THINK ABOUT THE
RESULTS OF THEIR WAY OF LIFE.
COPY THEIR FAITH.

HEBREWS 13:7, NIRV



DAY 2

MESSENGERS WHO LEAD US

JUDGES 4 & 5

DEBORAH THE PROPHETESS & JUDGE





DAY 2 - LI'L' BIBLE STORY

DEBORAH - THE PROPHETESS AND JUDGE - JUDGES CHAPTERS 4-5 - BLAZING A TRAIL FOR GOD!

Preparation for the Bible Story Leader

The following information is designed to help the Bible Story Leader prepare to share this day's Bible Story with the K and pre-K children. The leader is encouraged to read this information and review other suggested passages.

Judges 4:1-3 – In the Old Testament we often read about times when the Israelites forgot about God's directions and hopes for them and disobeyed. The Bible says that they did evil in the sight of the Lord. This was the situation as Judges, Chapter 4, begins. The consequence was that the Israelites fall into the hands of one of their enemies, evil Canaanite King Jabin. Evil King Jabin ruled over the Israelites for 20 years until finally the Israelites called out to God for help. In response to their cries, God rose up a judge by the name of Deborah.

Who were the Judges? – Before Israel had kings of their own, God called on certain individuals known as judges to help lead Israel out of their time of trouble. Gideon and Samson are two other well-known judges who helped free the Israelites from outside oppression.

Deborah, the 4th judge to lead Israel, was the only female judge mentioned in Scripture. Deborah, along with another female, Jael, helped bring Israel a great victory. Deborah's story emphasizes how God can bring about His plans through anyone who is willing to serve Him. Deborah's leadership, empowered by God, helped her become a trailblazer.

The Story – Deborah - Blazing a Trail for God – Judges 4:6-24

Deborah was a judge in Israel. People would come to Deborah to have her settle their disputes. During this time a foreign king named Jabin ruled the people of Israel, who were also called Israelites. Jabin was from a place named Canaan, and he treated the Israelites badly. For 20 years the Israelites had been under Jabin's evil rule. The Israelite people realized that they needed God's help, and they called out to God. God responded to them by calling Deborah to help lead the Israelites out from under Jabin's rule.

Deborah told a man named Barak that God wanted him to lead Israel into battle against Jabin and the leader of Jabin's army, who was named Sisera. Deborah told Barak that God would give him a victory, but Barak would not go without Deborah. He asked her to go with him.

Deborah told Barak that she would go with him; but when the battle was over, he would not get any credit for the victory.

Sisera, who was the leader of the losing side, ran away to try to hide. A woman named Jael invited Sisera to hide in her tent. Sisera thought that he would be safe, but Jael knew who Sisera was. She knew he served evil King Jabin. Jael gave Sisera some milk to drink. Believing he was safe, Sisera fell asleep and was defeated. Jael helped win the battle for Israel.

Jael was the woman that Deborah said would get credit for the victory.

DAY 2 • LI'L' BIBLE STORY




What Did We Learn from Today's Bible Story?

Ask to the Children – Have any of you ever been lost? (Let children tell their experiences of being lost.)

Say to the Children – When you are lost, you might need someone to help show you the right way to go. This is kind of like what happened to the Israelite people in today's story. They were not lost in the same way that some of you were. They were lost because they forgot how much God cared for them and how He took care of them and provided for their needs. When they forgot about God, it was easy for bad people to get them to do bad things. This is why evil King Jabin was ruling over them.

Ask the Children – When the Israelite people realized they were lost, who did God send to help them? (Answer: Deborah)

Deborah had a strong faith in God, and she knew that God loved them and would help her people get rid of mean King Jabin. Deborah knew that God would indeed give Israel a victory.





DAY 2 - LI'L' BIBLE MEMORY

DAY 2 - BIBLE MEMORY - MESSAGE IN MY HEART - HEBREWS 13:7

Li'l' Messengers For Jesus VBS - Bible Memory - Message in My Heart Overview & Leader Information

God's Word is God's message to His disciples. When children hide God's Word in their hearts by memorizing Scripture, they fill their hearts with God's guidance and love. They also fill their hearts with God's message so they can be God's messengers to the world!

The Day 2 - Bible Memory Verse - Hebrews 13:7 The theme for Day 2 of VBS is Messengers Who Lead Us. The focus is to help children understand that God has chosen messengers to help them come to know Jesus. When God calls someone to be a leader, He calls them to live in a way that will help others learn more about Jesus. Through the leaders' actions, which are modeled after Jesus Christ, children are able to see how Jesus wants them to live

Hebrews 13:7 (NIV) – *“Remember your leaders. They spoke God’s word to you. Think about the results of their way of life. Copy their faith.”*

Read the Day 2 memory verse with the children. The book of Hebrews was a letter written to a group of Christians who were going through difficult times. The letter was intended to encourage them and teach them some important lessons about how to live. One of these important lessons focused on those who had faithfully modeled Jesus for them through their leadership. The author encouraged the Hebrews to not only remember these leaders, but they were also encouraged to copy their attitudes, words, and actions.

Below you will find the first and last part of the verse. While it is important to share the entire verse with your K and pre-K children, by helping them memorize this shortened version you, will reinforce today's Li'l' Messengers Bible Memory focus.

PART 1 - REMEMBER YOUR LEADERS (USE YOUR BEST "REMEMBERING" POSE).

PART 2 - COPY THEIR FAITH (DROP TO ONE KNEE AND POINT TO ONE OF YOUR VBS LEADERS).

DAY 2 • LI'L STUDENT ACTIVITY PAGE



NAME _____

DAY 2 • THEME MESSENGERS THAT LEAD US

DAY 2 • LI'L MESSENGERS • PRAYER FOCUS

Dear Jesus,
Help me to listen to the
MESSENGERS You have chosen to
lead me.

DAY 2 • LI'L MESSENGERS BIBLE STORY FOCUS

The Bible Story for Day 2 is about Deborah the Prophetess & Judge. God chose Deborah as one of the judges over Israel. Judges served under the authority of God to help lead His people during difficult times. Draw a picture of Deborah in the space provided below.

DEBORAH THE PROPHETESS & JUDGE



DAY 2 - LI'L'STUDENT ACTIVITY PAGE

DISCIPLESHIP: MESSENGERS IN TRAINING

On Day 2, Children learned that following Jesus, means they must also **IMITATE JESUS**. Below are things you can do to learn to **IMITATE JESUS**. However, some words are missing letters. Pick the correct letter missing from each work.

PRA_____ **READ MY** _____ **IBLE**

BE _____ **IND**



DAY 2 - BIBLE MEMORY VERSE

Fill in the missing words from the memory verse below.

REMEMBER YOUR _____.
THEY _____ GOD'S WORD TO YOU.
THINK ABOUT THE _____
OF THEIR WAY OF LIFE. _____ THEIR FAITH.

DAY 3

**MESSENGERS OF
SALVATION**

**MATTHEW 3
JOHN THE BAPTIST**





DAY 3 - OVERVIEW & OPENING SESSION

Welcome: As you welcome the children to the third day of the Messengers For Jesus Vacation Bible School, continue to build on the momentum of the first two days of VBS. As always, a great way to signal that VBS is ready to begin is with one of the Messengers For Jesus VBS songs.

Greeting: Welcome the children, expressing how excited you are that they have come to VBS. Introduce yourself, your site leaders, volunteers, and staff members.

Opening Prayer: Invite Christ into your VBS by opening each session with prayer. Consider asking a different person to pray each time.

Messengers For Jesus VBS Theme and Bible Basis: Introduce the overarching theme of VBS, Messengers for Jesus. Tell the children that this week in VBS they will be learning about the messengers Jesus uses to help them learn more about Him and how they too can become messengers for Jesus. This is also a perfect time to introduce the children to the passage of Scripture that will serve as the Bible basis for Messengers For Jesus, 2 Corinthians 5:20a "We are Christ's official messengers."

Daily Theme and Scripture Focus: Share with the children the Day 3 Theme, Messengers of Salvation, and the Day 3 Bible Story Focus: John The Baptist.

Worship with Song: After the introduction of the Daily Theme and Scripture Focus, lead the children in a time of praise and worship. Depending on the amount of time you have allotted, lead the children through one or two of the Messengers For Jesus VBS songs to get children excited about each session of Vacation Bible School. If you have time, invite kids to share the previous Bible verses they've learned.

Opening Skit: Introduce the opening skit by reading: The Messengers For Jesus have an important message for you. They want to tell you who Jesus is and why He wants each of you to become one of His messengers. During each session of VBS, you will meet one of the Messengers and hear the words each has been called to deliver. The Messengers work for D. Spatcher, who runs the Messengers For Jesus Delivery service. When an important message needs to get through, Messengers For Jesus are second to none! Today you will once again meet D. Spatcher, and you will be introduced to F.R. Runner (pronounced Fore Runner). F.R. Runner is not your average Messenger, and the message of Jesus that F.R. Runner is determined to deliver is not ordinary either. Let's now give D. Spatcher and F.R. Runner our full attention so we can find out more!

Mission Offering Project: Introduce the current year's Kids Reaching Kids Mission Offering Project. You can also use this time to collect the offering the children have brought with them.

Concluding the Opening Session: Before you send the children to their first VBS site, lead them again through one of the Messengers For Jesus VBS songs, offer a prayer of invocation, or both.

DAY 3 - OPENING SKIT



DAY 3 - OPENING SKIT - F.R. RUNNER - A MESSENGER FOR JESUS!

The opening skits created for this VBS are designed to introduce children to each day's theme and Bible story. They will also invite the children to become a part of each adventure. The daily Overview and Opening Session pages in both the Director's and Leader's Guides include an introduction that should be read before each skit.

Setting the Scene

Each skit takes place in the Command Central office of the Messengers For Jesus Delivery Service. This delivery service processes very important messages for Jesus. It is run by D. Spatcher. You will always find D. Spatcher hard at work at the main desk, where all the important messages are received.

The Opening Skit

As the Day 3 skit opens, D. Spatcher is hard at work when the Messengers For Jesus Delivery service alarm sounds. (Select a sound to represent the Messengers For Jesus Delivery alarm. This can be a ring tone or any sound that will get the children's attention.) The alarm signals that there is a very important incoming message. D. Spatcher answers the alarm.

D. Spatcher – (A telephone headset would be ideal for D. Spatcher, but any type of phone will work. The scene opens as D. Spatcher is answering the call signaled by the alarm.) You have reached the Messengers For Jesus Delivery Service. Your message is our highest priority. This is D. Spatcher. How may I help you? (D. Spatcher intensely listens to the caller.) Oh, I see. (D. Spatcher should ideally be typing the message into a computer or writing it down.) Wow! That is exciting. Everyone will want to know about this news. I have just the Messenger for the job. (D. Spatcher ends the incoming call and contacts F.R. Runner on the phone or something that appears to be an intercom system.) F.R. Runner (Pronounced Forerunner), please report to Command Central.

F.R. Runner – (F.R. Runner enters the stage. Today's Bible Story focuses on John the Baptist, who was known in part for his less-than-typical appearance. Consider having F.R. Runner dress in a bright, eye-catching, or unique way. Also, since John the Baptist was known as the "one crying in the desert," have your F.R. Runner speak in a very loud or attention-getting manner throughout the skit.) F.R. Runner, reporting for duty?

D. Spatcher – Yes, F.R. Runner. You definitely know how to make your presence known.

F.R. Runner – Do you have a message for me to deliver?

D. Spatcher – Indeed I do. I just received some very exciting news.

F.R. Runner – That is the best kind of news to deliver. What is it?

D. Spatcher – A very special guest is coming to town tomorrow: the one and only Charlie Harbinger. Have you heard of him?

F.R. Runner – Well, of course. Every Messenger within 1,000 miles has heard of the great Charlie Harbinger. He was the first Messenger of his kind to fly solo across the Messenger Ocean.

D. Spatcher – That is correct. And he is coming to our town tomorrow to talk about his adventure.

F.R. Runner – Tomorrow! Why have I not heard about this until now?

D. Spatcher – His press agent, who contacts the local media when Mr. Harbinger plans to go somewhere, made an error. He wrote an email over three months ago with all the details about Mr. Harbinger's visit, but he forgot to hit send.



DAY 3 - OPENING SKIT

F.R. Runner – Oh, I see. We need to get this news out to everyone—and soon!

D. Spatcher – That is why I called for you, F.R. Runner. You have that special combination of speed and (pause) well (pause), let's say, volume that is needed for a message like this.

F.R. Runner – Well, thank you, D. Spatcher. I have been using a new conditioner (hold up a bottle of hair conditioner) that is supposed to give my hair the extra volume every Messenger desires. I was not sure it was working, but obviously it is.

D. Spatcher – Oh, yes, that is exactly what I was talking about. (As this line is said, have D. Spatcher look out at the audience with a enough of a smile so that the children will know that D. Spatcher is aware that F.R. Runner did not realize D. Spatcher was referring to F.R. Runner's voice, not F.R. Runner's hair)

F.R. Runner – This reminds me of a story that I was just reading in my Bible.

D. Spatcher – You have been reading your Bible, F.R. Runner?

F.R. Runner – Oh, yes. I read my Bible every day.

D. Spatcher – That is great to hear. What story does our situation remind you of?

F.R. Runner – It reminds me of the story of John the Baptist.

D. Spatcher – Yes, John the Baptist. And what about the story of John the Baptist reminds you of our situation?

F.R. Runner – It reminds me of when John the Baptist wanted to tell everyone that Jesus was coming. John knew that Jesus was the most important person to ever come to any town, and he knew that nobody should miss Jesus' visit.

D. Spatcher – That is right, F.R. Runner. Jesus was coming with a special message of salvation, and John understood how special Jesus was.

F.R. Runner – That is correct. The message you need me to deliver is not nearly as special as a visit from Jesus, but Mr. Harbinger is still someone a lot of the Messengers will want to meet.

D. Spatcher – It sounds like you have already figured out what you need to do.

F.R. Runner – Yes, I have. I will go as fast as I can; and if I need to, I will use my loud voice so nobody will miss Mr. Harbinger's visit.

D. Spatcher – Your loud voice? (D. Spatcher again looks out at the audience with a small grin.) I bet nobody will miss that.

F.R. Runner – Well, I am off. (As F.R. Runner turns and exits the stage, F.R. Runner should shout the next line.) HEY, EVERYONE. I HAVE SOME BIG NEWS!

Leader – I don't think anyone will miss F.R. Runner's announcement. But did you all know that a special visitor is also coming to visit with us today? Actually, the person I'm speaking about is willing to be with you every day if you are willing to accept Him. I am talking about Jesus, and today you will have a chance to accept Him as your Savior.

DAY 3 - CLOSING SESSION & CLOSING SKIT



CLOSING SESSION

Welcome: As the children return for the closing session, have your music leader lead them in one of the Messengers For Jesus VBS songs.

Greeting: Welcome the children to the closing session. Review with the children what they learned during the Day 3 Bible Story – John the Baptist – The Forerunner of Jesus. Ask the children some key questions from the lesson. You might also ask one of the children to recite the Day 3 Memory Verse from Malachi 3:1 or the Day 3 theme: Messengers of Salvation.

Closing Skit: Introduce the closing skit by reading: All this week, we will follow the adventures at the Messengers For Jesus Delivery Service. This is where we find D. Spatcher and the Messengers who are carrying out their call to be messengers for Jesus. When we last checked in, F.R. Runner was off to tell everyone that the great Mr. Harbinger was coming to visit their town. Just like John the Baptist who, in the Bible Story today, did not want anyone to miss Jesus when He came, F.R. Runner did not want anyone to miss Mr. Harbinger's visit. Let's once again give our attention to D. Spatcher and F.R. Runner, to see if the message was delivered successfully.

Mission Offering Project: Encourage the children to share with their friends and family what they have learned about Kids Reaching Kids and this year's Mission Offering Project.

Concluding the Closing Session: A great way to wrap up each night of VBS is by closing with a final song. After the song, once again review with the children the key theme and lessons that were taught during VBS that day. Make important announcements for both the children and your leaders. Close the session in prayer.

DAY 3 - CLOSING SKIT - F.R. RUNNER - A MESSENGER FOR JESUS!

The closing skits created for Messengers For Jesus are designed to help the children review each day's theme, Bible story, and other key elements and lessons from that day's Vacation Bible School. The Closing Session for each day, found in both the Director's and Leader's Guides, includes an introduction for each closing skit. This introduction should be read before each skit.

Setting the Scene

Each skit occurs in the Command Central office of the Messengers For Jesus Delivery service. This service specializes in delivering very important messages for Jesus and is run by D. Spatcher. You will always find D. Spatcher hard at work at the main desk of Command Central, where all the important communications are received. As the Day 3 closing skit begins, D. Spatcher is hard at work at Command Central when F.R. Runner returns from his task.

The Closing Skit

F.R. Runner – (As F.R. Runner returns to the stage, he is still excited about spreading the news about Harbinger's visit. F.R. Runner speaks loudly as he approaches D. Spatcher.) MISSION ACCOMPLISHED! I have been all throughout the surrounding area, and everyone within the sound of my voice now knows that Charlie Harbinger is coming.

D. Spatcher – Well, if everyone within the sound of your voice knows, I think we can be pretty sure that nobody has missed that important message.



DAY 3 - CLOSING SKIT

F.R. Runner – It's not that often that someone like Harbinger comes to our town, and I did not want anyone to miss their chance to see and hear about his great adventure.

D. Spatcher – Sounds a lot like what John the Baptist was trying to do. He knew that someone special was coming, and he did not want anyone to miss a chance to meet Jesus or hear His message.

F.R. Runner – While I delivered the message about Harbinger's visit, I thought about John the Baptist.

D. Spatcher – What were you thinking?

F.R. Runner – I thought about how special he must have felt. God had chosen him to deliver one of the greatest messages in history. He was able to tell everyone he met that the Savior of the world was coming. Can you imagine having a chance to deliver a message like that?

D. Spatcher – Well, actually, I can.

F.R. Runner – You can?

D. Spatcher – Yes. So can you, and so can all of these children and leaders. The message that John the Baptist delivered about Jesus is the same message all of us are called to deliver. The salvation Jesus offered to those who heard John's message is the same salvation He offers us today.


F.R. Runner – I hadn't thought of it like that. What an honor we have, and what a message we can share with our world!

D. Spatcher – That is right, F.R. Runner. (D. Spatcher turns to address the children.) This honor of delivering the message about Jesus is a special honor. God loves every child here and offers everyone this special gift of salvation.

F.R. Runner – I have to go, D. Spatcher. I have to go right now! I have to go and deliver the greatest message of all. I have to go and tell everyone I know about the salvation that Jesus has for them! (F.R. Runner hurries off the stage.) HEY, EVERYONE. I HAVE SOME EVEN BIGGER NEWS!

Leader – That is a special honor. Not only can we accept Jesus as our Savior; we can also tell everyone we know about God's love and salvation. Sounds like we all can be Messengers for Jesus!

MESSENGERS OF SALVATION



DAY 3 - BIBLE STORY



JOHN THE BAPTIST - MATTHEW CHAPTER 3 - THE FORERUNNER OF JESUS!

Preparation for the Bible Story Leader

This information is designed to help the Bible Story Leader prepare to share this day's Bible Story with the children. When children hear the Bible Story, they hear more than just a story; they hear a message they understand is important to them. Read the passages and the information that follows.

Luke 1:5–25 NIRV – This passage in Luke tells the story of when Zechariah and Elizabeth were told that their son, John the Baptist, would be born. Both Zechariah's and Elizabeth's families were in the priestly order – Zechariah was a descendent of Abijah, and Elizabeth was a descendent of Aaron, the main character in our Day 1 Bible Story. In this Scripture, Luke tells how Zechariah, who was serving as a priest, was selected to enter the sanctuary of the Lord to offer incense. There he encountered the angel of the Lord who said, "Do not be afraid, Zechariah. Your prayer has been heard. Your wife Elizabeth will have a child. It will be a boy, and you must call him John. He will be a joy and delight to you. His birth will make many people very glad. He will bring back many of the people of Israel to the Lord their God. And he will prepare the way for the Lord" (Luke 5:13–14, 16–17).

Often when a couple could not have children they were pitied. So when Elizabeth finally found out she was going to have a baby, she was grateful to God. "This is what the Lord has done for me when he looked favorably on me and took away the disgrace I have endured among my people" (Luke 1:25).

Luke 1:39–45 NIRV – Elizabeth was glad she was going to have a child. She was even more excited when she realized her son would play a significant role in the life of another child who would be born shortly after hers. In this passage, Elizabeth was visited by her cousin, Mary, who would be the mother of Jesus. As soon as Mary came near, Elizabeth had an amazing experience. "When Elizabeth heard Mary's greeting, the baby inside her jumped. And Elizabeth was filled with the Holy Spirit. In a loud voice she called out, 'God has blessed you more than other women. And blessed is the child you will have!'" (Luke 1:41–42).

The Story – John the Baptist: The Forerunner of Jesus – Matthew 3

The Day 3 Bible Story character is John the Baptist. John was known as a forerunner of Jesus. A forerunner is a person who goes ahead or is sent in advance to tell people that something or someone is coming. John the Baptist was the forerunner sent by God to announce that salvation was coming through Jesus Christ.

Read Matthew 3:1–4, NIRV

John the Baptist was a powerful preacher, and the message he was called to share was important! John called people to repent and to turn away from their sins – the things they did that were wrong. He told them that the kingdom of heaven had come near and to prepare their hearts for what God was sending soon – the coming Messiah! This Messiah or Savior John spoke about was Jesus.

John was not an ordinary preacher. The Bible tells us he didn't dress like other people; he wore the hides of animals and lived in the desert. Some people wondered what this strange man was talking about. But many didn't get distracted by what John looked like or where he lived. Instead they were excited about the message, were baptized, and looked forward to meeting the Messiah he talked about.

Read Matthew 3:7–12, NIRV

The Pharisees and Sadducees were leaders in Jerusalem who believed they were serving God. Often they were just trying to keep a bunch of rules and shaming others who didn't keep the same rules. Many of their rules were not God's rules. Instead, they were rules that people made up and added to God's commandments. John the Baptist knew these leaders were dangerous. The rules they taught didn't help people know and love God and others. Instead, their rules led people to live lives that hurt God and other people. This



DAY 3 - BIBLE STORY

made John angry. He warned the Pharisees and Sadducees that they would lose their positions, like the evil priests of Aaron's day, if they did not change.

Read Matthew 3:13–17, NIRV

Being baptized in John's day was a special sign of repentance and belonging. It was a practice that showed the person was turning away from their past life of sin and beginning a new life of living for God. John did not feel worthy to baptize Jesus because Jesus was God's son. But Jesus let John baptize Him so that everyone knew they believed the same message and loved God.

What Did We Learn from Today's Bible Story?

Ask the Children – Has anyone here ever been told that they look or dress funny? (Let the children respond.) John the Baptist definitely looked and dressed funny. His funny dress drew attention to God's message. But how John looked and dressed was not as important as the message he had from God about Jesus.

Say to the Children – John the Baptist was the forerunner of Jesus. He was chosen to come before Jesus and help people get ready for Jesus' arrival.

Ask the Children – What did John tell people they needed to do to get ready for Jesus' coming? (They needed to repent.) That is right. The people needed to stop sinning. But before they could stop sinning, the people needed someone like John to tell them what they were doing wrong.

Say to the Children – It's not always easy to hear someone say we're doing something wrong. We might get embarrassed or feel shame. We might want to go and hide. John did not want people to go and hide. John wanted them to admit they were wrong; but more important than that, he wanted them to know God was sending His Son to take away their shame and fill them with joy and love.

Ask the Children – Can anyone tell me what sin is? (Let the children answer.) When we knowingly disobey God we sin. **Ask the Children** – If this is true, then what do we need to do to stop sinning? (Let the children respond.) We need to accept Jesus as our Savior, confess our sins, and start doing things God wants us to do.

Say to the Children – When we start doing the things God wants us to do and let Jesus come and live in our hearts and be in charge of our lives, we become His disciples. A disciple is someone who follows someone else and learns from that person.

Ask the Children – Who here has ever asked Jesus to come and live in their hearts? Who would like to ask Him to come and live in your heart today?

Helping Children Become a Disciple of Jesus Christ

Helping children ask Jesus to live in their hearts is the most important job any children's worker will ever have. This is why leaders need to be prepared to help the children during what could be the most important moments in their lives. The Bible Story leader is encouraged to ask members of the pastoral staff or other mature Christians to be present during the Day 3 Bible Story. In addition, three versions of a special video, "Did You Know," can help you in this offer of salvation. You can find a link to these videos on the Church of the Nazarene's Official YouTube channel (<https://www.youtube.com/user/NazareneOfficial/search?query=did+you+know>). Each video helps children further understand the need for salvation, and one version includes a complete prayer of salvation.

DAY 3 - BIBLE MEMORY



DAY 3 - BIBLE MEMORY - MESSAGE IN MY HEART - MALACHI 3:1A

Messengers For Jesus VBS – Bible Memory - Message in My Heart Overview and Leader Information

God's Word is God's message to His disciples. When children hide God's Word in their hearts by memorizing Scripture, they fill their hearts with God's guidance and love. They also fill their hearts with God's message so they can be God's messengers to the world!

The theme for Day 3 of Messengers For Jesus is Messengers of Salvation. The focus is to teach children that one of the most important messages any of God's messengers delivers is about how someone can come to know Jesus as their Savior. This is called salvation. The Day 3 Bible Story features the story of John the Baptist. John was a special messenger God called to tell others that salvation was coming in Jesus. Today's memory verse is from Malachi. Malachi was a messenger of God who, more than 500 years before John the Baptist's birth, was already delivering the message that salvation was coming through Jesus.

Malachi 3:1a (NIRV) – *The LORD who rules over all says, "I will send my messenger. He will prepare my way for me."*

Read the Day 3 memory verse with the children. Explain to children that this verse comes from a book of the Bible that was written long before Jesus and John the Baptist were born. The chosen messenger, Malachi, would not live to see his words come true. But he faithfully obeyed God and delivered the message he was given. The Bible is full of important messages from God, and God is always looking for faithful messengers to deliver these words. Out of all of the important messages found in the Bible, none is more important than the message about Jesus and the salvation He brings. As disciples of Jesus, God calls us to deliver the message of Jesus and salvation to everyone. Use the motions, actions, and added phrases below to help children memorize this verse.

The LORD (Point to heaven.) **who rules over all** (Place a crown on your head) **says,** (Cup your hands around your mouth) **"I will send my messenger. He will prepare** (Pretend like you are shaping or molding something) **My way for me"** (Make a cross with your arms).



DAY 3 - TRAIL BLAZING CRAFTS

THE DAY 3 - TRAIL BLAZING CRAFT - FLIGHT OF SALVATION!

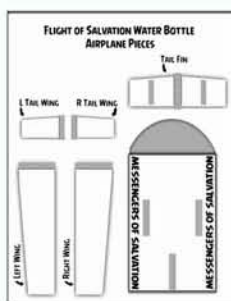
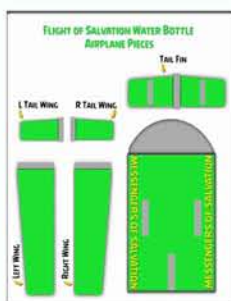
Today's Trail Blazing Craft reinforces the Day 3 theme, Messengers of Salvation!

Today's theme is focused on helping children understand the part they can play in helping others learn about Jesus and the message of salvation He has for them. Today's craft will allow children to create a special Flight of Salvation water bottle airplane whose passengers represent the people with whom the children can share Jesus' message of salvation.

What You Will Need

In the last section of this Leader's Guide, you will find a color and black-and-white version of the Flight of Salvation Airplane Pieces and a full-color or black-and-white version of My Flight of Salvation Passengers. Each child will need his or her own copy of airplane pieces. Print off as many salvation passenger slips as you think you will need for each child to have a generous supply. If you choose the black-and-white airplane pieces, also provide the children with markers or crayons and other


decorating supplies. Each child will also need his or her own (.5L/16.9oz) empty water bottle. You will also need tape or glue.



How To Create The Flight of Salvation!

Step 1 - Help the children cut out their individual airplane pieces.

Step 2 - Fold tail fin and tail wings along the dotted lines as pictured below.



Steps 3 & 4 - Using tape or glue, attach the grey strip of the left & right tail wings to the grey strips on the left & right sides of the tail fin. Then, attach the tail fin to the body of the airplane as shown in the picture above.



Steps 5 & 6 - Fold the grey strip of the left & right wing. Using tape or glue, attach them to the grey strips on the body of the airplane.



Step 7 - Using glue or tape, attach the body or your airplane with all the attached pieces to your water bottle as pictured below.



Finally, have children think about people they know with whom they can share the message of Jesus's salvation. Have them write their names on the My Flight of Salvation Passenger slips. Then have them slide each slip into their Flight of Salvation water bottle airplane.

Enter your passengers name on the line.

**FLIGHT OF SALVATION
PASSENGER**

DAY 3 - XPRESS SNACKS



WELCOME TO XPRESS SNACKS

An XPress snack idea has been created for each day to help you give your VBS children a fun and tasty way to experience the Messengers For Jesus Vacation Bible School. The snack ideas require some prep time, but the results of your effort will be worthwhile. VBS directors often find that the snack site does not require as much time as the other sites. If you find this to be the case, consider combining XPress Snacks with one of the other sites

The Day 3 Snack Idea – Li'l' Messengers Pizzas

The snack idea for today's VBS is Li'l' Messengers Pizzas, which is pepperoni and cheese on little round crackers.

Suggested Li'l' Messengers Pizza Ingredients and Toppings*



ROUND SNACK
CRACKERS



PEPPERONI
SLICES



SQUARE BLOCK
OF CHEESE



STRING CHEESE OR
CHEESE STICKS

How to Create the Li'l' Messengers Pizzas

STEP 1 - Cut a small triangle out of each pepperoni slice.



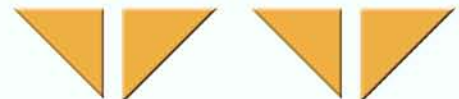
STEP 2 - Cut the small triangle into smaller triangles for eyes and mouth.



STEP 3 - Cut diagonally 1" x 1" slices of cheese into two pieces.



STEP 4 - Then, cut each piece in half again.



STEP 5 - Cut the string cheese/cheese sticks into 1/8" thick circles.



STEP 6 - Build the **Li'l' Messengers Pizzas** as shown below.

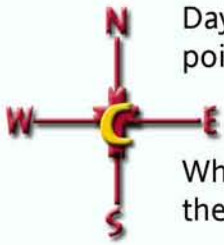
*The toppings
used in this example
are only suggestions designed to
give you a starting point.





DAY 3 - CHARGED UP! CARDINAL GAMES

THE DAY 3 CARDINAL DIRECTION - CENTER



Day 3 – Center - When you hold a compass in your hand, the needle inside the compass always points to the north regardless of the direction you are facing. However, the needle could not point to the north if it was not connected to a pin, or hinge, in the center of the compass. As a disciple of Jesus, you also need a hinge at your center. Your hinge needs to be Jesus. When Jesus is the center of your life, you can trust that He will always be there to point you in the right direction.

The Day 3 Theme is Messengers of Salvation. Today is a very important day of Vacation Bible School. On Day 3, children will receive a chance to accept Jesus as their Savior. Salvation only comes through Jesus; therefore, Jesus must be our aim and focus. As you lead the children through today's game, emphasize Jesus at the Center.

Jesus at the Center!

Today's game is a fun and easy way to help children understand that when it comes to salvation, their aim and focus must be on Jesus. Jesus must be at the center.


What you will need: This game will require some prep time.

- * Boxes of various shapes and sizes. Decorate the boxes to look like a wall.
- * Multi-colored balloons.
- Make sure you have extra balloons ready if any of them pop during the game.
- * Bean bags or small foam balls.
- * **Water Option** - Sponges and buckets of water.

How to Arrange the Wall: Use the boxes to construct a wall. Leave openings in the wall for a number of balloons. Create an opening at the center of your wall for your Jesus balloon. See Diagram below. Assign each balloon a point value. The Jesus balloon at the Center should have the highest point value.


How to Play: 1. Divide children into teams of 4 or 5. Each child will have one turn each game. 2. Have children stand at an equal distance from the wall. Give each child 2 or 3 attempts to throw the bean bags or foam balls at the balloons. When a child hits a balloon, their team earns points. 3. Total the points earned by each child, and combine their total with their team members. The team with the most points wins.

Water Option - If you choose the water option, have each child dip his or her sponge into the bucket of water before each attempt.



*You may need to use tape to keep balloons in place.

SHARE WITH THE CHILDREN



DAY 3 - DISCIPLESHIP



MESSENGERS FOR JESUS VBS - DISCIPLESHIP - MESSENGERS IN TRAINING OVERVIEW & LEADER INFORMATION

Messengers For Jesus VBS – Discipleship – Messengers in Training Overview and Leader Information In Matthew 28:19, Jesus told His followers, “You must go and make disciples of all nations.” This was a call to those who stood before Him then, but it is also a call for Jesus’s disciples today. As the leader of the Discipleship site, Messengers in Training, you have the honor to answer Jesus’ call by helping children who attend VBS grow as Jesus’ disciples with the opportunity to become Jesus’ messengers.

Day 3 will be very important. Day 3 will be when children will be asked to put their trust in Jesus as their Savior and Friend. When disciples choose to follow Jesus and to imitate the words and deeds Jesus modeled for them, they will grow to trust Him. As this trust grows, children will learn that they can trust Jesus with everything.



Many children find trust to be a challenging topic. Our world is full of examples why children should not trust anyone. They are taught to be wary of strangers and strange animals, to just mention a few. Therefore, when you ask children to place their trust in Jesus, you are likely face a challenge. The activity below and the Day 3 Discipleship activity found on the Day 3 – Student Activity Sheet have been designed to help you introduce a type of trust that will help them learn to place more faith in Jesus.

Trusting Jesus “Give and Receive” – When someone becomes a disciple of Jesus, they put their trust in Jesus. Learning to trust in Jesus requires the disciple to do certain things. It also includes receiving certain things from Jesus. Proverbs 3:5–6 includes three things disciples of Jesus are asked to do when they place their trust in Jesus. It also includes three things disciples will receive when they place their trust in Jesus.

**5 Trust in the Lord with all your heart. Do not depend on your own understanding.
6 In all your ways obey him. Then he will make your paths smooth and straight.**

What a Disciple Must Do

Trusting Jesus requires that a disciple gives Jesus all of his or her _____. (Verse 5)

Trusting Jesus also means that I don’t have to always rely on my own _____. (Verse 5)

Trusting Jesus means that I must _____ Him. (Verse 6)

What Jesus Will Do for the Disciple

Trusting Jesus means that He will help me when I don’t _____ something. (Verse 5) Trusting

Jesus means that when my life is difficult, He can make things _____. (Verse 6) Trusting Jesus

also means that if I obey His commands, He will lead me _____ to Him. (Verse 6)



DAY 3 - STUDENT ACTIVITY PAGE

NAME _____

DAY 3 - THEME MESSENGERS OF SALVATION

DAY 3 - PRAYER FOCUS

Dear Jesus,
I want you to be my Savior.
I pray that you will come
and live in my heart.

DAY 3 - BIBLE STORY FOCUS

The Bible Story for Day 3 introduces the children to John the Baptist. John was a special messenger chosen by God to announce that salvation was coming. This was the salvation that would be found in Jesus. The following Scripture passage comes from Matthew 3: 1-6 & 11.

1 In those days John the Baptist came and preached in the Desert of Judea. 2 He said, "Turn away from your sins! The kingdom of heaven has come near." 3 John is the one Isaiah the prophet had spoken about. He had said, "A messenger is calling out in the desert, 'Prepare the way for the Lord. Make straight paths for him.'" (Isaiah 40:3) 4 John's clothes were made out of camel's hair. He had a leather belt around his waist. His food was locusts and wild honey. 5 People went out to him from Jerusalem and all Judea. They also came from the whole area around the Jordan River. 6 When they confessed their sins, John baptized them in the Jordan.

11 "I baptize you with water, calling you to turn away from your sins. But after me, someone is coming who is more powerful than I am. I'm not worthy to carry his sandals. He will baptize you with the Holy Spirit and fire.

Use the Scripture passage above from Matthew to answer the following questions. Then find the answers in the puzzle.

- JOHN PREACHED IN THE DESERT OF _____. (V 1)
JOHN SAID THE KINGDOM OF _____ HAD COME. (V 2)
THE PROPHET _____ HAS SPOKE ABOUT JOHN. (V 3)
JOHN WAS A _____ CALLING OUT IN THE DESERT. (V 3)
JOHN TOLD THE PEOPLE TO MAKE THEIR PATHS _____
FOR JESUS. (V 3)
JOHN'S _____ WERE MADE OUT OF CAMEL'S HAIR. (V 4)
JOHN'S FOOD WAS LOCUSTS AND WILD _____. (V 4)
JOHN _____ THE PEOPLE IN THE _____ RIVER. (V 6)
JOHN SAID THAT SOMEONE MORE POWERFUL THAN HIM WAS
_____. (V 11)
JOHN TOLD THE PEOPLE THAT THE ONE WHO WAS COMING (JESUS)
WOULD BAPTIZE THEM WITH THE HOLY _____ AND FIRE. (V 11)

L	S	P	I	S	A	I	A	H	C	N	A
J	D	E	Z	I	T	P	A	B	O	E	E
B	O	E	H	Y	T	R	R	M	M	V	D
Z	V	R	E	T	S	I	A	I	I	A	U
S	D	N	D	P	O	T	R	I	N	E	J
S	O	W	P	A	I	L	K	I	G	H	R
H	R	W	T	V	N	V	C	V	P	H	U
M	E	S	S	E	N	G	E	R	G	S	T



DISCIPLESHIP: MESSENGERS IN TRAINING

Trusting Jesus "Give and Receive" - When someone becomes a disciple of Jesus, they put their trust in Jesus. Learning to trust in Jesus requires the disciple to do certain things. But it also includes receiving certain things in return from Jesus. Proverbs 3:5-6 includes three things disciples of Jesus are asked to do when they place their trust in Jesus. It also includes three things disciples can receive when they place their trust in Jesus.

5 Trust in the Lord with all your heart. Do not depend on your own understanding.
6 In all your ways obey him. Then he will make your paths smooth and straight.

What a Disciple Must Do

Trusting Jesus requires that a disciple gives Jesus all of his or her _____. (Verse 5)

Trusting Jesus also means that I don't have to always rely on my own _____. (Verse 5)

Trusting Jesus means that I must _____ Him. (Verse 6)

What Jesus Will Do for the Disciple

Trusting Jesus means that He will help me when I don't _____ something. (Verse 5) Trusting

Jesus means that when my life is difficult, He can make things _____. (Verse 6) Trusting Jesus

also means that if I obey His commands, He will lead me _____ to Him. (Verse 6)

WWW.KRKNAB.COM



DAY 3 - BIBLE MEMORY VERSE

Fill in the missing words from the memory verse below.

THE LORD WHO ----- OVER ALL SAYS,
"I WILL SEND MY -----"
HE WILL ----- MY WAY FOR ME. MALACHI 3:1, NIRV

MESSENGERS OF SALVATION

THE LORD WHO RULES
OVER ALL SAYS, "I WILL
SEND MY MESSENGER.
HE WILL PREPARE MY
WAY FOR ME."

MALACHI 3:1, NIRV



DAY 3

MESSENGERS OF SALVATION

MATTHEW 3
JOHN THE BAPTIST





DAY 3 - LI'L' BIBLE STORY

JOHN THE BAPTIST - MATTHEW CHAPTER 3 - THE FORERUNNER OF JESUS!

Preparation for the Bible Story Leader

This information is designed to help the Bible Story Leader prepare to share this day's Bible Story with the children. When children hear the Bible Story, they hear more than just a story; they hear a message they understand is important to them. Read the passages and the information that follows.

Luke 1:5–25 NIRV – This passage in Luke tells the story of when Zechariah and Elizabeth, were told that their son, John the Baptist, would be born. Both Zechariah's and Elizabeth's families were in the priestly order – Zechariah was a descendent of Abijah, and Elizabeth was a descendent of Aaron, the main character in our Day 1 Bible Story. In this Scripture, Luke tells how Zechariah, who was serving as a priest, was selected to enter the sanctuary of the Lord to offer incense. There he encountered the angel of the Lord who said, "Do not be afraid, Zechariah. Your prayer has been heard. Your wife Elizabeth will have a child. It will be a boy, and you must call him John. He will be a joy and delight to you. His birth will make many people very glad. He will bring back many of the people of Israel to the Lord their God. And he will prepare the way for the Lord" (Luke 5:13–14, 16–17).

Israelite families liked having sons because the boys typically provided for the family by working as farmers, business owners, and laborers. Often when a couple did not have children, others felt sorry for them. So when Elizabeth finally found out she was going to have a baby, she was grateful to God. "This is what the Lord has done for me when he looked favorably on me and took away the disgrace I have endured among my people" (Luke 1:25).

Luke 1:39–45 NIRV – Elizabeth was so glad that she was going to have a child. But she was even more excited when she realized her son would be someone important. He would a part of God's plan to make the world a better place for everyone. In this passage, Elizabeth was visited by her cousin, Mary, who would be the mother of Jesus. As soon as Mary came near, Elizabeth had an amazing experience. "When Elizabeth heard Mary's greeting, the baby inside her jumped. And Elizabeth was filled with the Holy Spirit. In a loud voice she called out, 'God has blessed you more than other women. And blessed is the child you will have!'" (Luke 1:41–42)

The Story – John the Baptist: The Forerunner of Jesus – Matthew 3

The Day 3 Bible Story character is John the Baptist. John was known as a forerunner of Jesus. A forerunner is a person who goes or is sent in advance to tell people that something or someone important is coming. John the Baptist was the forerunner sent by God to announce that salvation was coming through Jesus Christ.

Read Matthew 3:1–4, NIRV

John was not an ordinary preacher. The Bible tells us he didn't dress like other people; he wore animal hides and lived in the desert. Some people probably wondered what this unusual man was talking about. But many looked past what John looked like and listened to his message. They accepted the message to stop sinning against God, and they let John baptize them and prepare for Jesus.

Read Matthew 3:7–12, NIRV

The Pharisees and Sadducees were leaders in Jerusalem who believed they were serving God. But often they were just trying to keep a bunch of rules and make others keep the same rules. But many of these rules were not God's commands. Instead, they were made up rules that people added to God's rules.

John the Baptist knew these leaders were dangerous because what they told people did not help

DAY 3 • LI'L' BIBLE STORY



know and love God. This made John angry. He began to warn the Pharisees and Sadducees that bad things would happen to them if they did not change.

Read Matthew 3:13–17, NIRV

Being baptized in John's day was a special sign of repentance and belonging. It was a practice that showed that the person was turning away from their past life of sin and beginning a new life of living for God. John did not feel worthy to baptize Jesus because Jesus was God's son. But Jesus let John baptize Him so that everyone knew they believed the same message and loved God.

What Did We Learn from Today's Bible Story?

Say to the Children – John the Baptist was chosen by God to tell people that Jesus was coming.

Helping Children Become a Disciple of Jesus Christ

Helping children ask Jesus to come and live in their hearts is the most important job any children's worker will ever have. This is why leaders need to be prepared to help the children during what could be the most important moments in their lives. The Bible Story leader is encouraged to ask members of the pastoral staff or other mature Christians to be present during the Day 3 Bible Story. In addition, three versions of a special video, "Did You Know," can assist you in this offer of salvation. You can find a link to these videos on the Church of the Nazarene's Official You Tube channel.



MESSENGERS OF SALVATION



DAY 3 - LI'L' BIBLE MEMORY

DAY 3 - BIBLE MEMORY - MESSAGE IN MY HEART - MALACHI 3:1A

Li'l' Messengers For Jesus – Bible Memory – Message in My Heart Overview and Leader Information

God's Word is God's message to His disciples. When children hide God's Word in their hearts by memorizing Scripture, they fill their hearts with God's guidance and love. They also fill their hearts with God's message so that they can be God's messengers to the world!

The theme for Day 3 is Messengers of Salvation. The focus is to teach children that one of the most important messages any of God's messengers delivers is about how someone can come to know Jesus as their personal Savior. This is called salvation. The Day 3 Bible Story features the story of John the Baptist. John was a special messenger that God called to tell others that salvation was coming in Jesus. Today's memory verse is from Malachi. Malachi was a messenger of God who, more than 500 years before the birth of John the Baptist, was already delivering the message that salvation was coming through Jesus.

Malachi 3:1a (NIRV) – *The LORD who rules over all says, "I will send my messenger. He will prepare my way for me."*

Read the Day 3 memory verse with the children. Explain to children that this verse comes from a book of the Bible that was written many years before John the Baptist and Jesus were born. The Bible is full of important messages from God, and God is always looking for faithful messengers to deliver them. No message is more important than the one that Jesus wants to live in your heart. Use the motions, actions, and added phrases below to help children memorize this verse. Below you will find a shortened portion of the verse. While it is important to share the entire verse with your K and pre-K children, helping them to memorize this shortened version will help reinforce today's Li'l' Messengers Bible Memory focus.

The LORD (Point to heaven.) **says,** (Cup your hands around your mouth) **"I will send my** (Point to anyone in the room and say, "go"). **He will prepare** (Pretend like you are shaping or molding something) **My way for me"** (Make a cross with your arms).



NAME _____

DAY 3 • THEME MESSENGERS OF SALVATION

DAY 3 • LI'L MESSENGERS • PRAYER FOCUS

Dear Jesus,
I pray that you will come
and live in my heart.

DAY 3 • BIBLE STORY FOCUS

The Bible Story for Day 3 introduces the children to John the Baptist. John was a special messenger chosen by God to announce that salvation was coming. This was the salvation that would be found in Jesus. The following Scripture passage comes from Matthew 3: 1-6 & 11.

1 In those days John the Baptist came and preached in the Desert of Judea. 2 He said, "Turn away from your sins! The kingdom of heaven has come near." 3 John is the one Isaiah the prophet had spoken about. He had said, "A messenger is calling out in the desert, 'Prepare the way for the Lord. Make straight paths for him.'" (Isaiah 40:3) 4 John's clothes were made out of camel's hair. He had a leather belt around his waist. His food was locusts and wild honey. 5 People went out to him from Jerusalem and all Judea. They also came from the whole area around the Jordan River. 6 When they confessed their sins, John baptized them in the Jordan.

11 "I baptize you with water, calling you to turn away from your sins. But after me, someone is coming who is more powerful than I am. I'm not worthy to carry his sandals. He will baptize you with the Holy Spirit and fire.

The words in the word list are some key words from the Scripture passage. Find and circle each word.

L S P I S A I A H C N A
J D E Z I T P A B O E E
B O E H Y T R R M M V D
Z V R E T S I A I I A U
S D N D P O T R I N E J
S O W P A I L K I G H R
H R W T V N V C V P H U
M E S S E N G E R G S T

WORD LIST

Judea
Heaven
Isaiah
Messenger
Straight
Clothes
Honey
Baptized
Jordan
Coming
Spirit



WWW.KRKNZ.COM



DAY 3 - LI'L'STUDENT ACTIVITY PAGE

DISCIPLESHIP: MESSENGERS IN TRAINING



Disciples of Jesus must...

TRUST JESUS

WWW.KRKNAB.COM



DAY 3 - BIBLE MEMORY VERSE

Fill in the missing words from the memory verse below.

THE LORD WHO ----- OVER ALL SAYS,
"I WILL SEND MY -----
HE WILL ----- MY WAY FOR ME. MALACHI 3:1, NIRV

DAY 4

MESSENGER OF THE TRUTH

JOHN 9
JESUS





DAY 4 - OVERVIEW & OPENING SESSION

Welcome: As you welcome the children to the fourth day of Vacation Bible School, continue to build on the momentum of the first three days. As always, a great way to signal to the children that VBS is ready to begin is with one of the Messengers For Jesus VBS songs.

Greeting: Welcome the children, expressing how excited you are that they have come to VBS. Introduce yourself, your site leaders, volunteers, and staff members.

Opening Prayer: Invite Christ into your VBS by opening each session with prayer. Consider asking someone different to pray each time.

Messengers For Jesus VBS Theme and Bible Basis: Review the theme of VBS, Messengers For Jesus. Tell the children that today they will continue to learn about the messengers God uses to help them learn more about Him and how they can also become messengers for Jesus. Review with the children the passage of Scripture that is the Bible basis for Messengers For Jesus: 2 Corinthians 5:20a, "We are Christ's official messengers."

Daily Theme and Scripture Focus: Share with the children the Day 4 Theme, Messenger of the Truth, and the Day 4 Bible Story Focus: Jesus.

Worship with Song: Following the introduction of the Daily Theme and Scripture Focus, lead the children in a time of praise and worship. Depending on the amount of time you have allotted, lead the children through one or two Messengers For Jesus VBS songs to get excited about each session of Vacation Bible School.

Opening Skit: Introduce the opening skit by reading: The Messengers have an important message for you. They want to tell you who Jesus is and why He wants each of you to become one of His messengers. During each session of VBS, you will meet one of the Messengers and hear the message each has been called to deliver. The Messengers For Jesus work for D. Spatcher, who runs the Messengers For Jesus Delivery service. When an important message needs to get through, the Messengers For Jesus Delivery service is second to none! Today you will again see D. Spatcher and meet M.S. Sary (pronounced Emissary). M.S. Sary has a heart focused on Jesus and a passion to share the Truth of Jesus with the world. Let's give D. Spatcher and M.S. Sary our full attention so we can find out more about the important message that needs to be delivered today.

Mission Offering Project: Introduce the current year's Kids Reaching Kids Mission Offering Project. You can also use this time to collect the offering the children have brought with them.

Concluding the Opening Session: Before you send the children to their first VBS site, lead them again through one of the Messengers For Jesus VBS songs, offer a prayer of invocation, or both.

DAY 4 - OPENING SKIT



DAY 4 - OPENING SKIT - M.S. SARY - A MESSENGER FOR JESUS!

The opening skits created for Messengers For Jesus are designed to introduce children to each day's theme and Bible Story. They will also serve as an invitation to the children to become a part of each adventure. The daily Overview and Opening Session pages in both the Director and Leader's Guides include an introduction for each skit. This introduction should be read before each skit.

Setting the Scene

Each daily skit takes place in the Command Central office of the Messengers For Jesus Delivery service. This delivery service specializes in delivering very important messages for Jesus. It is run by D. Spatcher. You will always find D. Spatcher hard at work at the main desk of Command Central. This is where all the important messages are received.

The Opening Skit

As the Day 4 skit opens, D. Spatcher is hard at work at Command Central when the Messengers For Jesus Delivery service alarm sounds. (Select a sound to represent the Messengers For Jesus Delivery service alarm. This can be ring tone or any sound that will get the children's attention.) The alarm signals to D. Spatcher that an important message is coming in. D. Spatcher answers the alarm.

D. Spatcher – (A telephone headset would be ideal for D. Spatcher, but any type of phone will work. The scene opens as D. Spatcher is answering the call signaled by the alarm.) You have reached the Messengers For Jesus Delivery service. Your message is our highest priority. This is D. Spatcher. How may I help you? (D. Spatcher intensely listens to the caller.) Ok, I understand. (D. Spatcher should be, ideally, typing the message on a computer or writing it on a note pad.) That is some very interesting news. This news needs a special Messenger, and I have just the Messenger for the job. (D. Spatcher ends the call and contacts M.S. Sary. D. Spatcher can use the same phone, or you could have something that appears to be an intercom system.) M.S. Sary (Pronounced Emissary), please report to Command Central.

M.S. Sary – (After a few seconds, M.S. Sary enters the stage.) M.S. Sary, at your service.

D. Spatcher – M.S. Sary, I have a very important message that needs a special type of delivery.

M.S. Sary – Well, I am honored that you thought of me. Tell me more about this message.

D. Spatcher – A newly-discovered medicine has been used at a number of veterinary clinics to help improve vision.

M.S. Sary – That sounds like a very important new medicine.

D. Spatcher – Yes, it is an amazing discovery.

M.S. Sary – So, what is the problem?

D. Spatcher – At one veterinary clinic, a bird that came to receive some of the medicine was named Sarah, and she could not see very well. Sarah was well known for flying on the wrong side of clouds, trying to fly into closed windows, and, every now and then, flying right into the sides of large buildings.

M.S. Sary – Poor thing. It sounds like Sarah really needs that medicine.

D. Spatcher – Yes, she definitely needs something to improve her vision. But until now, this medicine was only used to help birds that had minor vision problems. Nobody thought it could work for birds with bad vision.

M.S. Sary – So, did Sarah get some of the medicine?

D. Spatcher – At first they did not want to give her any. They did not think it would help, and they were afraid it would be wasted. But guess what?

M.S. Sary – What?



DAY 4 - OPENING SKIT

D. Spatcher – Sarah convinced them to give her some of the medicine; and when they did, something amazing happened.

M.S. Sary – What was that?

D. Spatcher – Sarah can now see almost perfectly.

M.S. Sary – That is amazing.

D. Spatcher – Yes, it is. But there is a problem.

M.S. Sary – What is the problem?

D. Spatcher – When Sarah flew back home to tell everyone she could now see, the birds became very suspicious. Some thought it was not really Sarah. Others thought that maybe Sarah had never had a vision problem in the first place.

M.S. Sary – Do you mean they thought Sarah had been faking her vision problem? They actually thought that she had been flying into buildings on purpose?

D. Spatcher – That is correct.

M.S. Sary – This reminds me of a story from the Bible that I just heard.

D. Spatcher – What story was that?

M.S. Sary – It was about a man who had been blind from birth. One day Jesus came to his town and healed the man. But some of the religious leaders, who did not like Jesus, did not want to believe that the man had been healed. The man's parents came and told the leaders that their son had been blind from birth and now he could see. But the leaders were not happy.

D. Spatcher – That sounds awful.

M.S. Sary – Yes. And instead of celebrating with the man, they began to say that if the man was healed, then Jesus shouldn't have healed him on the Sabbath.

D. Spatcher – It sounds like those religious leaders were more concerned with their rules than they were with celebrating the miracle that Jesus performed.

M.S. Sary – That is right. Then the religious leaders started calling Jesus a sinner. Finally, that man heard enough! The Bible says that he told the religious leaders, "I don't know if [Jesus] is a sinner or not. I do know one thing. I was blind, but now I can see!"

D. Spatcher – Do you know what, M.S. Sary?

M.S. Sary – What?

D. Spatcher – The message I need you to deliver is very similar to what that man in the Bible told those religious leaders.

M.S. Sary – How is that?

D. Spatcher – I just received a call from a doctor who helped develop the new medicine. That doctor has proof to show that Sarah's claim about being healed is true. And that doctor needs you to deliver this message to those who don't believe that she has been healed.

M.S. Sary – I would be honored to deliver that message. I will leave right away. (M.S. Sary hurries off the stage.)

Leader – Wow! What an amazing story about that bird. I hope the message M.S. Sary delivers will help others believe that Sarah has really been healed. When we come back together in a little while for our closing session, we will check back in with D. Spatcher and M.S. Sary to see what happened.

DAY 4 - CLOSING SESSION



CLOSING SESSION

Welcome: As the children return for the closing session, have your music leader lead the children in one of the Messengers For Jesus VBS songs.

Greeting: Welcome the children to the closing session. Review with the children what they learned during the Day 4 Bible Story, Jesus: The Messenger of the Truth, and ask them some key questions from the lesson. You may also let one of the children recite the Day 4 Memory Verse from Psalm 66:16 or the Day 4 theme: Messenger of The Truth.

Closing Skit: Introduce the closing skit by reading: All this week, we have followed the adventures at the Messengers For Jesus Delivery service. This is where we find D. Spatcher and the Messengers For Jesus. When we last checked in, M.S. Sary was going to deliver a very important message. Just like the man who was healed by Jesus in the Bible story today, there was a bird named Sarah, whose vision was dramatically improved by a new medicine. For some reason, nobody believed her. However, D. Spatcher received a call that proved Sarah was telling the truth. That was the message that M.S. Sary left to deliver. Let's see how things worked out.

Mission Offering Project: Encourage the children to share with their friends and family what they have learned about Kids Reaching Kids and this year's Mission Offering Project.

Concluding the Closing Session: Wrap up each night of VBS with a final song. Then, take a moment to once again help children review the key theme and lessons that were taught during VBS that day. Make important announcements, and then close the session in prayer.



**JESUS IS THE MESSENGER
OF THE TRUTH!**



DAY 4 • CLOSING SKIT

DAY 4 CLOSING SKIT M.S. SARY A MESSENGER FOR JESUS!

The closing skits created for Messengers For Jesus are designed to help children review each day's theme, Bible story, and other key elements and lessons from that day's Vacation Bible School. The Closing Session for each day of Messengers For Jesus, found in both the Director's and Leader's Guides, includes an introduction for each closing skit. This introduction should be read before each skit.

Setting the Scene

Each Messengers For Jesus skit takes place in the Command Central office of the Messengers For Jesus Delivery service, which specializes in delivering very important messages for Jesus. It is run by D. Spatcher. You will always find D. Spatcher hard at work at the main desk of Command Central, where all the important messages are received. As the Day 4 closing skit opens, D. Spatcher is once again hard at work at Command Central when M.S. Sary returns from delivering a message for Jesus.

The Closing Skit

M.S. Sary – (M.S. Sary enters.) What an amazing adventure I had!

D. Spatcher – Were you able to find Sarah and deliver the message?

M.S. Sary – Yes, I was; and yes, I did.

D. Spatcher – So, what happened? Did the other birds realize that Sarah was telling the truth?

M.S. Sary – Well, some of them did. But, unfortunately, some of them did not.

D. Spatcher – Tell me more.

M.S. Sary – When I found Sarah, I told her that we had heard from the doctor. I told her the doctor had proof that her vision had been healed. And do you know what Sarah said?

D. Spatcher – What?

M.S. Sary – After she thanked me for the message, she told me that even if she shared the message from the doctor, she knew that some of the birds would just refuse to believe it and others would continue to have doubts. But whether or not they believed, what was important to her was that she knew the truth. She knew God had healed her because she could see! She realized that God had healed her through doctor's medicine just like Jesus had personally healed the blind man! She knew it was true because now she could see the blue skies, the golden sun, and all her friends and family better than ever before. That was what really mattered.

D. Spatcher – Wow! Sarah understood what was important. She sounds a lot like that man in the Bible story. The man in the story knew that, no matter who believed him, he had been blind, and now he could see.

M.S. Sary – That is right. And do you know what Sarah did next?

D. Spatcher – What?

M.S. Sary – She hired us to deliver a message. She wants us to deliver a message to that doctor and to the doctor's team. Sarah wants to thank them for making that amazing medicine.

D. Spatcher – Sarah sounds more and more like the man in the Bible story. The man in the story knew Jesus had healed him. And he knew that it was because of the power of God that was in Jesus. He was grateful because through the miracle he learned who Jesus was. Jesus was the Messenger of the Truth.

M.S. Sary – D. Spatcher, may I have your permission to deliver this second message to the team of doctors?

D. Spatcher – Yes, you may! (M.S. Sary leaves the stage.)

Leader – Isn't that great news! Sarah was not only able to see better than she had ever seen before; she could also see what was really important. And just like D. Spatcher told us, the same is true about Jesus and the message He has for this world.

DAY 4 - BIBLE STORY



JESUS - JOHN CHAPTER 9 - THE MESSENGER OF THE TRUTH

Preparation for the Bible Story Leader

The following information is designed to help the Bible Story Leader prepare to share this day's Bible Story with the children. When children hear the Bible Story, they hear more than just a story; they hear an important message that applies to them. Read the passages and the information that follows.

Children live in a very confusing time. Many voices declare that truth is relative or that there simply is no such thing as truth. However, the Bible is very clear about truth. Jesus always spoke the truth. Jesus was the Messenger of the Truth through His words, actions, and deeds. When Pilate questioned Jesus about who He was and why the religious leaders condemned Him, Jesus said, "I was born and have come into the world to testify to the truth" (John 18:37, NIRV). He shared His mission when He told His disciples, "I am the way, the truth, and the life. The only way to the Father is through me" (John 14:6, ERV).

In his confrontation with Jewish religious leaders before He healed the man born blind, Jesus told them, "I am the light of the world. Whoever follows me will never live in darkness. They will have the light that gives life" (John 8:12, ERV).

Truth illuminates and ultimate truth illuminates brilliantly. Bright light is painful to our eyes when our eyes have grown accustomed to the dark. The light of truth revealed in Jesus exposes the sin in people's hearts, creating unavoidable awareness of their sin, shame, and separation from God. The contrast between the light of truth in Christ and the spiritual darkness in which we live is so vivid that the awareness is often painful. The pain is so great that it cannot be ignored but what can be done about it?

The response of the Jewish leaders was to try to eliminate it by trying to extinguish it. Others try to hide from the source of light, declaring there is no truth, that Jesus is not ultimate truth or the only way to God, and even insisting that God Himself does not exist! That response results in greater darkness.

The other response is to acknowledge our sin and move toward the light. By embracing Jesus, the source of truth and light, our sins are forgiven, darkness gives way to light and spiritual night turns into the eternal day of God's presence. That is possible only through the power of God's truth, love, and light revealed in Jesus Christ. That's why Jesus said He was the only way to the Father...and that's still true today!

Understanding spiritual blindness is a key to understanding why the Pharisees could not see the truth and light that was in Jesus. In contrast a blind man, a man who was considered to be cursed from birth by sin, was given both physical and spiritual sight. This was an amazing miracle of God grace. It is a lesson for everyone to remember regardless of our age.

The Story – Jesus: The Messenger of the Truth – John 9

The Day 4 Bible Story character is Jesus. Jesus was a very special messenger of God. He was God's only Son, which meant that with and through His Father He could do incredible and special things. Some of those things He did during His life on earth we call miracles.

Read John 9:1-7, NIRV

The man had been blind from birth. Despite the common belief of the day, his blindness was not the result of his sin, nor was it the result of his parents' sins. The man's blindness provided an opportunity for Jesus to perform a miracle and reveal the truth about His identity.



DAY 4 - BIBLE STORY

Read John 9:8-12, NIRV

The miracle that occurred in this story was so shocking that some of the people had trouble believing it was true. When miracles occur in our world, it is often very difficult for us to believe that it really happened as well.

Read John 9:13-25

The Pharisees in the story were men who had been trained as religious leaders. This meant they had studied not only the Scriptures, but also all of the Jewish laws of their day. Educated as they were in the Scriptures, these men should have been able to recognize the healing as miracle of God. When they chose not to see the healing of the man born blind as a miracle of God or believe the truth about Jesus, they revealed they were blind to what God was doing through Jesus. This blindness to God's actions in our world keeps people from seeing the truth today as well.

In contrast to the Pharisees, the man who was cured of His blindness had no doubt about the truth or about what had happened to him. He replied, *"I don't know if he is a sinner or not. I do know one thing. I was blind, but now I can see!"* (John 9:25)

Read John 9:35-41

Jesus was not surprised that the Pharisees did not believe the blind man's story. When Jesus saw the blind man He'd healed, He asked, "Do you believe in the Son of Man?" This term "Son of Man" was Jesus' way of telling us that He was the Messiah, the promised Savior, and the Son of God. The once blind man said, "Yes, Lord, I believe!" and was healed of his spiritual blindness. The Pharisees, however, did not believe that what Jesus said and did was true. This is why they could not see that Jesus was God's messenger of truth and salvation to them and the rest of the world.

What did we learn from today's Bible story?

Ask the Children – Who can name one new thing they learned from today's Bible Story?

Say to the Children - When I clap my hands, I want everybody to be very still, close your eyes, and keep them closed until I clap again. (Clap & wait 20-30 seconds to clap again.) Can you imagine how hard it would be to have never been able to see? How hard would it be to find something you lost...or to even know you had lost it? That's what spiritual blindness is like. Many people don't even realize they are spiritually blind because they have always lived in spiritual darkness!

Say to the children -Jesus healed the physical blindness of the man and also healed his spiritual blindness. How was the man's spiritual blindness healed? Why wasn't the Pharisees' spiritual blindness healed?

Ask the children – Who did Jesus say He was? (Let the children response). **Say to the Children** – Jesus said He was the Son of Man. This was another way to say that He was God and was also a man. As God, everything Jesus said and did was to help us know the truth. When people like the Pharisees do not believe that Jesus is God, they also refuse to believe what Jesus said or did to teach us about God.

Say to the children - There are a lot of confusing messages and confusing messengers in our world today. Many of them want you to believe in things that could be bad for your life. But Jesus is the Messenger of Truth. When you hear Jesus' words or read about what He did, you can believe it is true. And when you choose to believe that Jesus is the Messenger of Truth, He will help you understand the truth more and more every day and help you know what to do and how to live.

DAY 4 - BIBLE MEMORY



DAY 4 - BIBLE MEMORY - MESSAGE IN MY HEART - PSALM 66:16

Messengers For Jesus VBS – Bible Memory - Message in My Heart Overview and Leader Information

God's Word is God's message to His disciples. When children hide God's Word in their hearts by memorizing Scripture, they fill their hearts with the power of God's Word that they can turn to for guidance and direction. They also fill their hearts with God's message that they can share with their world.

The Day 4 – Bible Memory Verse – Psalm 66:16

The theme for Day 4 of VBS is Messenger of The Truth. In a world full of confusing messages, we can always find truth in Jesus. A big part of sharing Jesus' message of truth includes telling others what Jesus has done for us. Children should be encouraged to recognize God's power at work in their lives and to be willing to share those experiences with others. Today's memory verse (Psalm 66:16) will help children focus on sharing what Jesus has done for them with their world.

Psalm 66:16 (NIRV) – *“Come and hear, all you who have respect for God. Let me tell you what he has done for me.”*

Making Scripture memory fun goes a long way toward helping children hide God's Word in their hearts. One way to do this is by adding actions to the Scripture memory process. Of course, simply parroting memorized lines is worth little unless accompanied with understanding, so it's important to choose actions that add to their understanding. Go through the verse by sections using the following actions:

“Come and hear” Have the children shout this line with their hands cupped around their mouths.

“You who have respect for God.” After the children say this portion of the verse, they should once again look at another child, teen, or adult in the room and respond with **“I do! I do!”**

“Let me tell you what He has done for me.” After the children have said the last portion of the verse, they have a wonderful opportunity to actually tell someone what God has done for them. Take a few moments and have the children think of ways God has blessed them. Explain to them that when they tell others about these blessings, they are answering Jesus' call to be Messengers of the Truth.



DAY 4 • TRAIL BLAZING CRAFTS

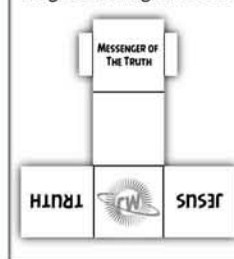
THE DAY 4 — TRAIL BLAZING CRAFT — CATAPULT FOR TRUTH!

Today's Trail Blazing Craft provides an opportunity to reinforce the day's theme, Messenger of the Truth. Today children learned that Jesus is the Messenger of the Truth. In a world filled with confusing messages, children can trust what the Bible teaches them about who Jesus is and why He wants to live in their hearts. Children will use the catapult they make to aim for Jesus' Truth.

What You Will Need

Supply each child with the following: Two (2) plastic spoons; three (3) small rubber bands; some small paperclips; and a full color or black and white copy of the Catapult for Truth target box of Truth diagram sheet, which can be found in the back of this Leader's Guide.. They will also need some tape, glue, scissors, and various decorating supplies.

DAY 4 • CATAPULT FOR TRUTH
Target Box Diagram Sheet



DAY 4 • CATAPULT FOR TRUTH
Target Box Diagram Sheet



How To Create The Catapult For Truth!


Step 1 - Have children put their spoons back-to-back.



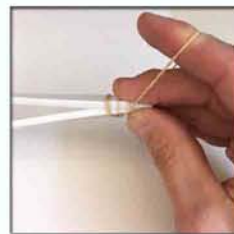
Step 3 - Next, have children cut out their Target Box of Truth!



Step 5 - Using tape or glue, have the children attach the two small tabs to the inside of the Jesus and Truth sides.



Step 2 - Attach the spoons handles together using the rubber bands.




Step 4 - Children will now fold inward along each black line



How to Catapult For Truth!

Once the catapult and target box are constructed, show the children how they can Catapult For Truth! Follow these three simple steps.

Step 1 - Arrange the catapult and target box a few inches apart.



Step 2 - Place a finger on the bottom of the catapult for resistance.

Step 3 - Use your finger on your other hand to launch the paper clip toward the Target Box of Truth!.



DAY 4 • XPRESS SNACKS



WELCOME TO XPRESS SNACKS

An XPress snack idea has been created for each day to help give the children of your VBS a fun and tasty way to experience the Messengers For Jesus Vacation Bible School. The snack ideas require some prep time, but the results of your effort will be worthwhile. VBS directors often find that the snack site does not require as much time as the other sites. If you find this to be the case, consider combining XPress Snacks with one of the other sites.

The Day 4 Snack Idea – Fruity Messenger Faces

Today's snack idea has been designed to be both fun and healthy. The children of your VBS will love not only the taste of these Fruity Messenger Faces, but they will also love making their own custom creations.

Suggested Ingredients

The items included below are only suggestions. Feel free to be even more creative and add other fun items to your Fruity Messenger Faces ingredients.





CHOCOLATE CHIPS




SLICED BANANAS

SLICED KIWIS





GRAHAM CRACKERS



SLICED STRAWBERRIES

SAMPLE FRUITY MESSENGER FACES





DAY 4 - CHARGED UP! CARDINAL GAMES

THE DAY 4 CARDINAL DIRECTION - NORTH

Day 4 – North – The reason a compass is able to help you go in the right direction is because the needle in a compass always points north. As a disciple of Jesus, you can rely on Jesus to be the true north of your life. You can look to Him for the truth.



The Day 4 Theme is Messenger of the Truth. Today's goal is to help children learn that when their lives get confusing, they can always look to Jesus and His Word from the Bible for the truth. When children make Jesus the true north of their lives, He will always point them in the true direction. Today's game will help you emphasize this point.

The True Direction - Pin the N on the Compass!

Today's game will serve as a great way to teach children about trusting "True Direction." Success in today's game is achieved when children learn to listen to and follow the directions of those who can help them.


What you will need: This game will require some prep time. Here is what is required.

- * Wall where a large display can be placed. Approximately 5 x 5 feet.
- * Large compass display and the large N (Representing North).
- * Tape
- * Blindfold


How to create the game display: Your game display can be placed on a large display board or on a wall with sufficient space. A large compass, which will serve as the game display, along with the large letter N are available for download. However, you may choose to draw or create your display in a fashion that best suits your situation.

How to play: 1. Divide children into teams of two or three. 2. Each team will be given one turn per game. Place a blindfold over the eyes of one team member. The blindfolded team member is given the team's N. The N should have tape affixed to allow it to stick to the Compass display. 3. Using only their voices, the non-blindfolded team members need to give their blindfolded team member true directions to help get their team's N in the correct location on the display. 4. The team whose N is closest to the correct location is declared the winner.

Pieces for your Pin the N on the Compass! game display can be found at www.krknaz.com



SHARE WITH THE CHILDREN



DAY 4 • DISCIPLESHIP



MESSENGERS FOR JESUS VBS - DISCIPLESHIP - MESSENGERS IN TRAINING OVERVIEW & LEADER INFORMATION

In Matthew 28:19, Jesus told His followers that “you must go and make disciples of all nations.” This was a call to those who stood before Him on that day, but it is also a call that continues for disciples of Jesus today. As the leader of the Discipleship site, Messengers in Training, you have the honor of answering Jesus’ call by helping children who attend VBS grow as Jesus’ disciples, with the opportunity to become Jesus’ messengers.

The first three days of the Discipleship site focused on helping children learn to follow, imitate, and trust Jesus. These three steps are central in preparing each child to become a disciple of Jesus. Beginning on Day 4, the focus shifts toward helping each child accept his or her role as one of Jesus’ disciples. The Day 4 discipleship theme is Live for Jesus. When disciples live for Jesus, their lives become centered on Jesus. One of the best ways to help children become centered on Jesus is by helping them begin to practice spiritual disciplines. A spiritual discipline is any activity that helps a disciple learn more about Jesus and how their lives are to reflect what they learn.



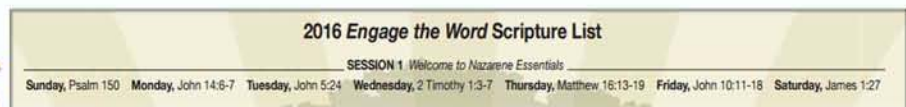
One of the most foundational spiritual disciplines involves the disciple’s commitment to spending time every day in God’s Word. The Engage the Word focus for 2016, developed by Sunday School and Discipleship Ministries, includes a Family Poster. This poster was designed to help children engage in God’s Word. You can find each of the resources below at www.krknaz.com. You may download and reproduce these resources for your children.

Encourage the children of your VBS to begin Living for Jesus by accepting this 13-week Scripture challenge.

1. Find the daily Scripture reference from the **2016 Engage the Word Scripture List**.



2. Read the Scripture. The first day’s Scripture is Psalm 150.



3. Find the image associated with the Scripture passage.



4. Find and circle the image hidden in the Family Poster.



Psalm 150

- 1 Praise the Lord.
Praise God in his holy temple.
Praise him in his mighty heavens.
- 2 Praise him for his powerful acts.
Praise him because he is greater than anything else.
- 3 Praise him by blowing trumpets.
Praise him with harps and lyres.
- 4 Praise him with tambourines and dancing.
Praise him with stringed instruments and flutes.
- 5 Praise him with clashing cymbals.
Praise him with clanging cymbals.
- 6 Let everything that has breath praise the Lord.
Praise the Lord.



DAY 4 • STUDENT ACTIVITY PAGE

NAME _____

DAY 4 • THEME MESSENGER OF THE TRUTH

DAY 4 • PRAYER FOCUS

Dear Jesus,
I believe you are the Son of
Man. Help me to believe the
truth that I can find in You.

DAY 4 • BIBLE STORY FOCUS

The Bible Story for Day 4 focuses on the story of Jesus healing a blind man. Despite the fact that the man had been blind from birth, many people doubted that Jesus had healed him. But the man knew what had happened, and he knew it was the truth. Jesus came as the MESSENGER OF THE TRUTH. The Scripture passage below comes from John 9:24-25, 34-39a.

24 Again the Pharisees called the man who had been blind to come to them. "Give glory to God by telling the truth!" they said. "We know that the man who healed you is a sinner."

25 He replied, "I don't know if he is a sinner or not. I do know one thing. I was blind, but now I can see!"

34 Then the Pharisees replied, "When you were born, you were already deep in sin. How dare you talk like that to us!" And they threw him out of the synagogue.

35 Jesus heard that the Pharisees had thrown the man out of the synagogue. When Jesus found him, he said, "Do you believe in the Son of Man?"


36 "Who is he, sir?" the man asked. "Tell me, so I can believe in him."

37 Jesus said, "You have now seen him. In fact, he is the one speaking with you."

38 Then the man said, "Lord, I believe." And he worshiped him.

39 Jesus said, "I have come into this world to judge it.

I have come so that people who are blind will see.



Across

2. Give glory to God by telling the ____.

4. Then the man said, "Lord, I ____."

6. I was blind, but now I can ____.

7. Jesus claimed to be the Son of ____.

Down

1. They were the ones who threw the man out of the synagogue?

3. The Pharisees believed that the man had been born deep in ____.

4. Jesus healed a ____ man.

5. Jesus has ____ so that people who are blind can see the truth.




DISCIPLESHIP: MESSENGERS IN TRAINING

When a disciple lives for Jesus, their life becomes centered on Jesus. One of the best ways to help a child become centered on Jesus is by helping them begin to practice spiritual disciplines. A spiritual discipline is any activity that helps a disciple learn more about Jesus and how their lives are to reflect what they learn.

One of the most foundational spiritual disciplines involves the disciple's commitment to spending time every day in God's Word. The Engage the Word focus for 2016, developed by Sunday School and Discipleship Ministries, includes a Family Poster. This poster was designed to help children engage in God's Word. The resources below can be found in the last section of this Leader's Guide, or at www.krknaz.com.



**LEARN TO LIVE FOR JESUS
BY SPENDING TIME EVERY
DAY IN GOD'S WORD!**



DAY 4 - BIBLE MEMORY VERSE

Fill in the missing words from the memory verse below.

**COME AND _____, ALL YOU WHO HAVE
_____ FOR GOD. LET ME _____ YOU WHAT
HE HAS _____ FOR ME.** PSALM 66:16, NIRV

MESSENGER OF THE TRUTH



COME AND HEAR, ALL
YOU WHO HAVE RESPECT
FOR GOD. LET ME TELL
YOU WHAT HE HAS DONE
FOR ME.

PSALM 66:16, NIRV



DAY 4

MESSENGER OF THE TRUTH

JOHN 9
JESUS





DAY 4 - LI'L' BIBLE STORY

JESUS - JOHN CHAPTER 9 - THE MESSENGER OF THE TRUTH

Preparation for the Bible Story Leader

This information is designed to help the Bible Story Leader prepare to share this day's Bible Story with the K and pre-K children. The leader is encouraged to read this information and review other suggested passages.

Children live in a very confusing time. A number of voices in the world either want to declare that they possess the truth or declare there is no such thing as truth. However, the Bible is very clear about the existence of truth, and this is no clearer than in the words of Jesus.

John 18:37 NIRV – When Pilate questioned Jesus about who He was and why many religious leaders wanted to condemn Him, Jesus' answer was clear and precise. "I was born and have come into the world, to testify to the truth." Jesus, because of His love for us, wouldn't say anything that was not true. In all His words, actions, and deeds, Jesus was the Messenger of the Truth.

The Story – Jesus: The Messenger of the Truth – John 9

The Day 4 Bible Story character is Jesus. Jesus was very special. Jesus was God's son. Jesus was both God and a human. There was and never will be anyone like him. When people saw Jesus, they were seeing God. People could hear God when Jesus spoke. People could also see God's actions in everything Jesus did. This included Jesus' miracles of healing. A miracle is when something happens that is not expected or normal, and we can't explain how it happened.

Read John 9:1-7, NIRV

The blind man had been blind from birth. Some people thought this was because he or his parents had sinned, but this was not true. It was not the parents' or blind man's fault. When Jesus healed the blind man, He was showing that God is more powerful than sickness or disease.

Read John 9:8-12, NIRV

It was hard for some people to believe the blind man had been healed. The healing of a blind person was not something they had ever seen before. It was a miracle from the hands of Jesus.

Read John 9:13-25, NIRV

The men in the story called Pharisees were supposed to be the smart, religious leaders. These men claimed to know a lot about God. But when Jesus healed the blind man, these smart men did not believe it. They were blind to the truth that Jesus had performed a miracle of God.

Before Jesus healed the blind man, the blind man could not see with his eyes. However, the man who was cured of His blindness had no doubt about the truth of what had happened to him. He replied, "*I don't know if he is a sinner or not. I do know one thing. I was blind, but now I can see!*" (John 9:25)

Read John 9:35-41, NIRV

Jesus was not surprised that the Pharisees did not believe the man. The Pharisees thought they knew the truth. But since they did not believe that Jesus was from God and that He healed the man born blind, they were the ones who were truly blind.


DAY 4 - LI'L' BIBLE STORY



Jesus asked the man who had been blind a question: "Do you believe in the Son of Man?" This term "Son of Man" was Jesus' way of telling him that He was both God and a man. The man believed that Jesus was the "Son of Man."

What did we learn from today's Bible story?

Say to the Children - Jesus is The Messenger of Truth. When you hear Jesus' words or read in the Bible about what He did, you can trust that it is true.





DAY 4 - LI'L' BIBLE MEMORY

DAY 4 - BIBLE MEMORY - MESSAGE IN MY HEART - PSALM 66:16

Li'l Messengers For Jesus – Bible Memory – Message in My Heart Overview and Leader Information

God's Word is God's message to His disciples. When children hide God's Word in their hearts by memorizing Scripture, they are filling their hearts with the truth and power of God's Word that they can turn to for guidance and direction throughout life. They are also filling their hearts with God's message that they can share with their world.

The Day 4 – Bible Memory Verse – Psalm 66:16

The theme for Day 4 of VBS is Messenger of The Truth. The focus is to teach children that, in a world that is full of confusing messages, they can always find the truth in Jesus. This is what makes those Jesus calls to be messengers of the truth so important. A big part of sharing Jesus' message of truth includes telling others what Jesus has done for us. Children need to not only be thankful when Jesus blesses them; they should be encouraged to tell others about those blessings. Today's memory verse from Psalm 66 will help children focus on telling their world what Jesus has done for them.

Psalm 66:16 (NIRV) – *“Come and hear, all you who have respect for God. Let me tell you what he has done for me.”*

When memorizing Scripture is fun, this can go a long way in helping children embrace the need to hide God's Word in their hearts. One effective way to do this is to add phrases and actions to the process. Read through the verse and the added fun phrases and actions with the children to help them memorize this verse. You will notice that the portion of Scripture included below is a shortened version of the larger verse. While it is important to share the entire verse with your K and pre-K children, helping them to memorize this shortened version will help to reinforce today's Li'l Messengers Bible Memory focus.

“Come and hear” Have the children shout this line with their hands cupped around their mouths.

“Let me tell you what He has done for me.”

After the children have said the last portion of the verse, they have a wonderful opportunity to actually tell someone what God has done for them. Take a few moments and have the children share ways that God has blessed them. Explain to them that when they tell others about these blessings, they are answering Jesus' call to be Messengers of the Truth.



NAME _____

DAY 4 • THEME MESSENGER OF THE TRUTH

DAY 4 • LI'L' PRAYER FOCUS
Dear Jesus,
Help me to believe the
truth that I can find in You.

DAY 4 • BIBLE STORY FOCUS

The Bible Story for Day 4 focuses on the story of Jesus healing a blind man. Despite the fact that the man had been blind from birth, many people doubted that Jesus had healed him. But the man knew what had happened, and he knew it was the truth. Jesus came as the MESSENGER OF THE TRUTH. The Scripture passage below comes from John 9:24-25, 35-38.

24 *Again the Pharisees called the man who had been blind to come to them. "Give glory to God by telling the truth!" they said. "We know that the man who healed you is a sinner."*

25 *He replied, "I don't know if he is a sinner or not. I do know one thing. I was blind, but now I can see!"*

35 *Jesus heard that the Pharisees had thrown the man out of the synagogue. When Jesus found him, he said, "Do you believe in the Son of Man?"*

36 *"Who is he, sir?" the man asked. "Tell me, so I can believe in him."*

37 *Jesus said, "You have now seen him. In fact, he is the one speaking with you."*


38 *Then the man said, "Lord, I believe." And he worshiped him.*

Several key words from the Scripture passage are hidden in the word search below. Find and circle each word.

Y	K	X	E	B	Q	M	Z	A	T
V	P	Z	G	E	L	V	T	E	R
Z	B	F	U	G	S	I	W	Z	U
B	E	L	I	E	V	E	N	Y	T
S	U	S	E	J	T	V	Y	D	H
Y	D	O	G	L	L	O	A	H	W

WORD LIST

BELIEVE
BLIND
JESUS
SEE
TRUTH





DAY 4 - LI'L' STUDENT ACTIVITY PAGE


DISCIPLESHIP: MESSENGERS IN TRAINING

When a disciple lives for Jesus, their life becomes centered on Jesus. One of the best ways to help a child become centered on Jesus is by helping them begin to practice spiritual disciplines. A spiritual discipline is any activity that helps a disciple learn more about Jesus and how their lives are to reflect what they learn.

One of the most foundational spiritual disciplines involves the disciple's commitment to spending time every day in God's Word. The Engage the Word focus for 2016, developed by Sunday School and Discipleship Ministries, includes a Family Poster. This poster was designed to help children engage in God's Word. The resources below can be found in the last section of this Leader's Guide, or at www.krknaz.com.



**LEARN TO LIVE FOR JESUS
BY SPENDING TIME EVERY
DAY IN GOD'S WORD!**



DAY 4 - BIBLE MEMORY VERSE

Fill in the missing words from the memory verse below.

**COME AND ----, LET ME ---- YOU WHAT
HE HAS ---- FOR ME. PSALM 66:16, NIRV**

DAY 5

MESSENGERS OF THE MISSION

JOHN 17: 1-26
YOU & ME





DAY 5 - OVERVIEW & OPENING SESSION

Welcome: As you welcome the children to the final day of the Messengers For Jesus Vacation Bible School, set a tone of celebration. The children are not only concluding their week of VBS, but they are also beginning the next phase of their adventure as Jesus' disciples, the Messengers of the Mission. Some ministries use an alternative schedule on the final night of VBS, which may include a combined opening and closing session. Regardless of your plan, beginning this final day with the Messengers For Jesus theme song is a great way to signal that it is time to begin Day 5.

Greeting: Welcome the children, expressing your excitement that they have come to VBS. Introduce yourself, your site leaders, volunteers, and staff members. If parents and guardians are present on this day of VBS, have your site leaders, volunteers, and staff members join you onstage for their introductions.

Opening Prayer: Invite Christ into your VBS by opening with prayer. Consider asking the senior pastor to offer this prayer.

Messengers For Jesus VBS Theme and Bible Basis: Review the overarching theme of VBS, Messengers For Jesus. Tell everyone that today they will learn about the messengers Jesus uses to help them learn more about Him and how they, too, can become messengers for Jesus. Review with the children the Bible basis for Messengers For Jesus: 2 Corinthians 5:20a, "We are Christ's official messengers."

Daily Theme and Scripture Focus: Share with the children the Day 5 Theme, Messenger of the Mission, and the Day 5 Bible Story Focus from the book of John.

Worship with Song: After introducing the Daily Theme and Scripture Focus, lead the children in a time of praise and worship. Depending on the planned structure for this final day of VBS, singing one or more of the Messengers For Jesus VBS songs can get children excited about the final day of VBS and show what the children have learned at VBS.

Opening Skit: Introduce today's skit by reading: All this week, the Messengers have shared a number of important points with you. They have told you who Jesus is and why He wants each of you to become one of His messengers. You have already met a number of Messengers and heard the messages each has been called to deliver. The Messengers work for D. Spatcher, who runs the Messengers For Jesus Messenger service. Each time an important message needed to get through, the Messengers For Jesus Delivery service proved to be second to none. Today you will once again meet D. Spatcher and be introduced to X-press (pronounced Express). X-press is a Messenger who is a lot like many of you children gathered here. X-press has been developing a heart focused on Jesus and on those who need to hear more about Him. Let's give D. Spatcher and X-press our full attention so we can learn more about the important message that needs to be delivered today.

Mission Offering Project: Introduce the current year's Kids Reaching Kids Mission Offering Project. You can also use this time to collect the offering the children have brought with them.

Concluding the Opening Session: How you choose to close this session will depend upon your structure for Day 5. Make your plans accordingly.

DAY 5 - OPENING SKIT



DAY 5 - OPENING SKIT - X-PRESS - A MESSENGER FOR JESUS!

The opening skits created for Messengers for Jesus are designed to introduce children to each day's theme and Bible Story. They will also invite the children to become a part of each adventure. The daily Overview and Opening Session pages in both the Director's and Leader's Guides include an introduction for each skit. This introduction should be read before each skit.

This is the final skit. The first four days of VBS provided an opening and closing skit. However, some children's ministries use a different format for the final day of VBS and may not have a closing session. Therefore, this is the only skit for Day 5. The conclusion that has been included with each day's Closing Skit is included in this Opening Skit.

Setting the Scene

Each Messengers For Jesus daily skit takes place in the Command Central office of the Messengers For Jesus Delivery service. This service specializes in delivering important messages for Jesus and is run by D. Spatcher. You will always find D. Spatcher hard at work at the main desk of Command Central, where all the important messages are received.

The Opening Skit

As the Day 5 skit opens, D. Spatcher is hard at work when the Messengers For Jesus Delivery service alarm sounds. (Select a sound that represents the Messengers For Jesus Delivery service alarm. Use a ring tone or any sound that will get the children's attention.) The alarm signals to D. Spatcher that there is a very important incoming message. D. Spatcher answers the alarm.

D. Spatcher – (A telephone headset would be ideal for D. Spatcher, but any type of phone will work. The scene opens as D. Spatcher is answering the call signaled by the alarm.) You have reached the Messengers For Jesus Delivery service. Your message is our highest priority. Today we are offering a special. If you purchase two messages, your third message will be delivered free. This is D. Spatcher. How may I help you? (D. Spatcher intensely listens to the caller. Upon hearing the caller's message, D. Spatcher becomes animated.) Wow! This is very exciting news! (Unlike the other days, D. Spatcher does not appear to be writing or typing the message. Instead, D. Spatcher stands and continues to listen to the caller.) I will definitely get this information to the Messengers right away. They will be so excited to hear this news. Thank you so much! (D. Spatcher ends the call and can hardly wait to contact X-press. D. Spatcher does not use the phone, but begins shouting) X-press! X-press! Could you come here, please!

X-press – (X-press rushes in.) Here I am, D. Spatcher. Did someone call to take advantage of today's big special?

D. Spatcher – No, they did not. But I do have a really exciting message for you to deliver!

X-press – (It does not appear that X-press has picked up on the excitement in D. Spatcher's voice; instead, X-press seems to be thinking about something else.) Now, if I am the Messenger who delivers the third message for someone today, the free one, do I still get paid? (X-press continues.) It's not that I mind doing my part, but I am pretty sure my contract is clear. It says that if I deliver a message, then I should get paid, and well . . .

D. Spatcher – (D. Spatcher interrupting X-press in mid-sentence.) X-press! I need your attention.

X-press – Oh, yes, sorry. Do you need something?



DAY 5 - OPENING SKIT

D. Spatcher – Well, yes, I am the one who called for you, right?

X-press – Oh, of course. So what's the deal on the free message thing?

D. Spatcher – X-press, don't worry about that. You will get paid the same as always for any message that we have you deliver. But right now I need you to focus.

X-press – Focus? Oh, yes, I can focus. What can I do for you?

D. Spatcher – I have a really exciting message, and I think you are going to be thrilled when I tell you what it is.

X-press – Well, go ahead. Tell me what the exciting message is.

D. Spatcher – I just received a call from the Messengers For Jesus corporate headquarters.

X-press – Headquarters? What did they want? Those are the important people! Our bosses! The ones who tell us what to do! (X-press once again seems to lose focus.) Oh, no. What did I do wrong? Let me think. (X-press looks worried.) You don't think they found out about that time when I . . .

D. Spatcher – X-press! Focus!

X-press – Focus? Oh, yeah, sorry. (X-Press now looks a little guilty.) So, headquarters called. Good news, I hope? (X-Press says in a less than confident voice.)

D. Spatcher – Actually, yes! It is great news!

X-press – (Looking relieved) Terrific. Well, what is the good news?

D. Spatcher – Do you remember the big review that we had last month?

X-press – Do you mean all those tests they had us take?

D. Spatcher – Yes, those tests. Well, those tests were a part of a company-wide review of all the local Messengers For Jesus locations. And guess what?

X-press – What?

D. Spatcher – Our local Messengers For Jesus office received the highest overall score.

X-press – We did?

D. Spatcher – Yes, we did!

X-press – What does this mean?

D. Spatcher – It means our Messengers For Jesus office has been upgraded to be an international office.

X-press – An international office?

D. Spatcher – Yes. That means this Messengers For Jesus office has been entrusted with delivering the company's most important messages not just here in our part of the country, but also all over the world!

X-press – That is good news! Really great news!

DAY 5 - OPENING SKIT



D. Spatcher – You and your fellow Messengers have worked so hard. You have delivered the messages you have been given, and you have done it with the highest quality. Headquarters is so proud, and giving this office this honor is their way of saying they have a lot of confidence in all of you. (D. Spatcher pauses for a moment.) There is one more thing.

X-Press – What is that?

D. Spatcher – They have also asked me to come and take a new position at headquarters.

X-Press – Wow! I am very happy for you. But that also means that you are leaving us, right?

D. Spatcher – Yes, it does. But I don't want you to worry.

X-Press – But I am worried.

D. Spatcher – Do you know who Jesus is?

X-Press – Of course I know who Jesus is. While this Vacation Bible School has been going on, I have listened to each day's Bible story. I have learned so much about Jesus and about His messengers. He has all kinds of messengers.

D. Spatcher – That is correct. Jesus equips His messengers with the tools they need to go and share His Good News with their world. That has also been happening during VBS for these children. (D. Spatcher looks out at the children.) These children have been equipped to become messengers for Jesus. They have trained. Now they are prepared to join the mission to go and share the Good News of Jesus with the world.

X-Press – That is exciting! But I am still a little worried about your leaving and all of the changes that will happen when you're not here anymore.

D. Spatcher – Are you going to go and listen to today's Bible story?

X-Press – Well, of course I am.

D. Spatcher – Good. I think after you hear today's Bible story, you will feel a lot better.

X-Press – Why?

D. Spatcher – Today's story is about a prayer that Jesus prayed. Jesus had spent several years with His disciples, but the time had come when He would have to leave them and return to the Father in Heaven.

X-Press – He had to leave them? That sounds like our situation.

D. Spatcher – That is right. Jesus was praying for His disciples because He knew they too might be a little worried about the changes that were coming. But He was also sure they were ready to begin their mission. He knew that, no matter what challenges they faced, God would always be with them. Do you know what else, X-press?

X-Press – What?

D. Spatcher – I too have been praying for you and your fellow Messengers.

X-Press – You have?

D. Spatcher – Yes. I knew a day would come when I would have to leave. And I prayed that, when that day came, God would continue to bless you and your fellow Messengers as you keep getting out the important messages we are hired to deliver.



DAY 5 - OPENING SKIT & CLOSING SESSION

X-press – I am glad to hear that, D. Spatcher. Except, not only are you leaving, but our little office is becoming an international office. I am not sure we can do it without you.

D. Spatcher – We all have big challenges ahead of us. I am a little worried about my new job. It is a lot more responsibility for me. Plus, I will have to say goodbye to you and all of the Messengers.

X-press – Do you think you will be able to handle these changes in your life?

D. Spatcher – Yes, I do. And do you know why?

X-press – Why?

D. Spatcher – Because I trust God's power. I trust that He will always be there for me. And I trust that He will always be there for you and for your fellow Messengers.

X-press – Well, I am still a little worried. But I know what you are telling me is true. (X-press now addresses the children.) We all have a mission, but we also serve a big God. And no matter what our mission brings, He will be with us. God has a mission for each of you here today. Your mission is to go and tell your world about Jesus. Are you willing to accept your mission? (Encourage the children to respond positively.)

D. Spatcher – Well, X-press, we have a lot to do around here. I need you to deliver this message to the other Messengers. Can you handle this mission?

X-press – Yes, I can. (X-press hurries off the stage.)

Leader – A lot of changes are coming for the Messengers. And a lot of changes are coming for all of you. Today you will be asked to become a messenger of the mission. Your mission will be to go and share the message of Jesus with your world.

Closing Session

Welcome: As the children return for the closing session, lead them in a Messengers For Jesus VBS song.

Greeting: Welcome the children to the closing session. This is a perfect opportunity to review with the children what they learned during the Day 5 Bible Story – You and Me – Jesus Prays for the Messengers on the Mission. Review the story and ask the children some key questions from the lesson. You may also ask one of the children to recite the Day 5 Memory Verse from Isaiah 6:8 or the Day 5 theme: Messengers of The Mission.

Closing Skit: Ministries often use a different format for the final day of Vacation Bible School and may not have a closing session. Therefore, the Opening Skit for Day 5 is this day's only skit. The conclusion that was included in the Closing Skit on all previous days is included in the opening skit.

Mission Offering Project: Introduce the Kids Reaching Kids Mission Offering Project. You can also use this time to collect the offering the children have brought with them.

Concluding the Closing Session: A great way to wrap up each night of VBS is to close with a final song. After the song, help the children review the key theme and lessons taught during VBS that day. Make important announcements for the children and your leaders. Close the session in prayer.

DAY 5 - BIBLE STORY



JESUS PRAYS FOR THE MESSENGERS OF THE MISSION • Preparation for the Bible Story Leader

This information is designed to help the Bible Story Leader prepare to share this day's Bible Story with the children. When children hear the Bible Story from a prepared leader, they hear more than just a story; they hear a message they understand is important to them. Read the passages in bold and the information that follows.

Everything you and the other leaders of your local ministry have done during the Messengers For Jesus VBS has been preparation for this final day. Today the children of your VBS will be commissioned to go and share the Gospel message of Jesus with their world. This is the day they become Messengers of the Mission. For many of the children, being asked to share Jesus with their world may sound scary. Some may feel they are not up to this challenge. Today's Bible Story has some good news for the children who feel that way.

Today's Scripture passage comes from John 17. This chapter is a prayer that Jesus prayed. The prayer has three main parts. In the first part, Jesus prayed for Himself. In the second part, He prayed for the disciples who had experienced His earthly ministry first hand. And in the final part, Jesus prayed for all those who would come to know His name and the salvation He offers. That means Jesus was praying for each of the children you have shared these Bible Stories with during Messengers For Jesus VBS. This means each child can face his or her world as a Messenger of the Mission, knowing the power of Jesus' prayer will always be with him or her.

The Story – Jesus Prays for the Messengers of the Mission – John 17

The Day 5 Bible Story features a prayer by Jesus, but the story's focus is actually on His disciples. It includes the disciples who walked the earth with Jesus and also all the disciples who have since come to know and trust Jesus. Because His faithful messengers have continued to share Jesus' message with the world, this prayer even includes us!

Read John 17:1–5, NIRV

As Jesus began His prayer, He took a moment to pray to His Father for Himself. But even as Jesus prayed for himself, His prayer focused on what God had done through Him for His disciples. The most important thing God did was to let Jesus tell His disciples how they could have eternal life with Him and the Father.

Read John 17:6–12, NIRV

Jesus wanted to teach His disciples exactly who He was. Was He just a man with a message about an amazing God? No. Jesus was more than just a man. Jesus was fully God and fully human at the same time. When Jesus spoke, that was God's voice. When Jesus healed the sick, the power of God was what made them well. When anyone saw Jesus, they were seeing God. This is why Jesus' message was so important. It was not just the message of a man; rather, it was God's message. And when disciples of Jesus share His message, they are also sharing a message that comes from God!

Read John 17:13–19

Being a disciple of Jesus is not always easy. Many times this is a difficult and scary job. This is because Jesus' disciples live in a world full of people who don't understand who God is or how much He loves them or why they need Him. But no matter how people respond, Jesus' disciples still have a message this world needs to hear. This is why Jesus prayed, "I do not ask You to take them out of the world, but to keep them from the evil one." This portion of Jesus' prayer was a prayer of protection for those who are willing to take His message to their world. The Messengers of the Mission can face their world knowing that Jesus' power of protection is always with them.

Read John 17:20–21, NIRV

These two verses are very important for the children attending the Messengers For Jesus VBS and



DAY 5 - BIBLE STORY

for all of those with whom they will share the message of Jesus. Here Jesus offered a prayer to God for each person who accepts Jesus as his or her Savior. If you have accepted Jesus as your Savior by asking Him to live in your heart, then this is Jesus' prayer for you. Jesus loves each of His messengers so much that He asked His Father in heaven to watch over and protect them. With God watching over and protecting us, we have nothing to fear!

Read John 17: 22–26, NIRV

In Jesus' closing words, He provides hope for all His disciples who choose to become one of His Messengers of the Mission. 1) He wants them to be one. In the same way that Jesus and God were One, He asks His messengers to be one. This means that when disciples share the message of Jesus with their world, the message they share is to be a message about Jesus and for Jesus. Jesus is to receive all the glory. 2) Jesus' second hope is about the salvation He offers those who accept Him as their Savior. He loves each of us so much that He wants to spend every single moment with us so we will be able to experience all the love He has for us. 3) Jesus' final hope for His messengers is that they share with others in their world the same love He has for them. And when disciples of Jesus accept their call to become Messengers of the Mission, Jesus will allow His love to flow through them for the entire world to see and feel.

What did we learn from today's Bible story?

Ask the Children – Have any of you ever had to speak in front of a lot of people? Maybe you were in a play or were asked to sing. Has anyone had an experience like that? (Let children tell about their experiences.)

Ask the Children – Raise your hand if you feel scared when you have to speak or sing in front of a lot of people? (Give children the opportunity to respond to your request.)

Say to the Children – If you raised your hand, you are not alone. Almost every person who has ever lived has, at one time or another, felt afraid when they were asked to speak or sing in front of others. Some actors and singers who have performed for years say they still get nervous when they go on stage.

Ask the Children – What can people do to help them overcome their fear to speak or sing in front of others? (Let children express their thoughts and ideas.) For some people, overcoming their fear can come with time or experience or practice.

Ask the Children – Who here has a special talent? (Let children talk about their talents.) **Say to the Children** – I would guess that for some of you, becoming really good at your special talent has taken a lot of time and practice. Even people who are good at something the first time they try it can still improve with time and try to be even better.

Say to the Children – This is also true when you share the message of Jesus with someone. You will get better at sharing it the more often you do it. The message of Jesus is amazing! Imagine, we can share with others the most amazing miracle ever! Even though He was God in heaven, Jesus came as a little baby to live on earth with us. He came to share God's love in incredible ways with everyone. When He grew up, He taught others about God's love. He helped people with many different types of needs. He also showed how much He loves us when He died on the cross as a sacrifice for our sin. The good news is He didn't stay dead! God raised Him from dead after three days! He conquered sin and death!

Today if we ask Him to forgive us of our sins, He will. And if we ask Him to come and live in our hearts, He does. **Say to the Children** – Each time you share your special talents with others, it becomes a little easier because your confidence grows. The same can be true when it comes to sharing Jesus' message with others. When we spend time getting to know Jesus better by reading the Bible, praying, and living the way Jesus asks us to, we too will become more confident about sharing Jesus' message. When we experience Jesus' amazing message in our own lives, we are able to find new and exciting ways that we can share this message with others.

DAY 5 - BIBLE MEMORY



DAY 5 - BIBLE MEMORY - MESSAGE IN MY HEART - ISAIAH 6:8

Messengers For Jesus VBS – Bible Memory – Message in My Heart Overview and Leader Information

God's Word is God's message to His disciples. When children hide God's Word in their hearts by memorizing Scripture, they are filling their hearts with the power of God's Word that they can turn to for guidance and direction. They are also filling their hearts with God's message to share with their world.

The Day 5 – Bible Memory Verse – Isaiah 6:8

The theme for Day 5 of Messengers For Jesus is Messengers on the Mission. The focus is to help children come to an understanding that all of Jesus' disciples are called to be His messengers. And the mission of Jesus' messengers is to go and share Jesus with their world. Jesus has equipped each of His messengers with unique skills, talents, and special abilities to share Jesus. What is most important for each messenger, however, is that each must answer the call to go. Helping children memorize the Day 5 memory verse from Isaiah will help reinforce this.

Isaiah 6:8 – *“Then I heard the voice of the Lord. He said, ‘Who will I send? Who will go for us?’ I said, ‘Here I am. Send me!’”*

Today's Bible Memory activity has a two-fold goal: 1) To help each child memorize the Day 5 memory verse, and 2) to remind children that sharing Jesus with the world can be a team effort. Depending on the number and educational level of the children, divide them into groups of two, three, or four. Then have the groups work together to learn the verse.

Groups of Two – For groups of two, have one child memorize Isaiah's portion, and the other child the portion attributed to God.

Child 1 – “Then I heard the voice of the Lord. He said,”

Child 2 – “Who will I send? Who will go for us?”

Child 1 – “I said. Here I am. Send Me!”

Groups of Three – For groups of three, use the following.

Child 1 – “Then I heard the voice of the Lord. He said,”

Child 2 – “Who will I send? Who will go for us?”

Child 1 – “I said.”

Child 3 – “Here I am. Send Me!”

Groups of Four – For groups of four, use the following.

Child 1 – “Then I heard the voice of the Lord. He said,”

Child 2 – “Who will I send?”

Child 3 – “Who will go for us?”

Child 1 – “I said.”

Child 4 – “Here I am. Send Me!”



DAY 5 • TRAIL BLAZING CRAFT

DAY 5 - TRAIL BLAZING CRAFT • MY MESSENGER HANDS!


Today's Trail Blazing Craft reinforces the Day 5 theme, Messengers of the Mission! Today's theme is focused on commissioning the children to become Messengers of the Good News of Jesus. With today's craft, children can create their own Messenger using cutouts of their hands to remind them of the message of Jesus that they can take to their world.

What You Will Need

Supply each child with the following: A white paper plate, 1–2 pieces of colored construction paper, three pipe cleaners of various colors, and a 2" x 2" piece of white paper. Also have the following available for the children: Markers, crayons, or craft paint; tape; and scissors.

Step 1 • Using either markers, crayons, or craft paint, have the children pick a color for the body (paper plate) of their messenger. If you use craft paint, have a plan for drying time. Some ministries may choose to have the messenger bodies (paper plates) already painted and dried.


Step 2 • Next, have the children trace their hands on the colored construction paper. They will need to make four (4) traces of their hand prints. Then have the children cut out all four of their hand prints. For preschoolers use pre-cut hand prints.



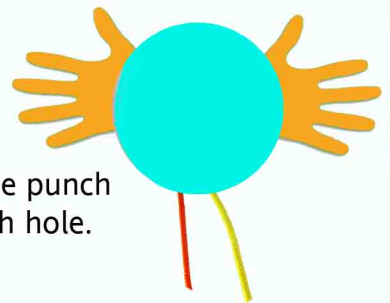
Step 3 • Using tape, have the children attach two hand prints to the body of their messenger as shown in the example. These hand prints are the messenger's wings.




Step 4 • Next, using tape or glue, have the children attach two pipe cleaners side-by-side along the bottom of their messenger's body (paper plate) as shown in the example. These two pipe cleaners are the messenger's legs. Try using a hole punch and running the pipe cleaner through the holes with excess hanging through each hole.



Step 5 • Next, using either tape or glue, have the children attach the remaining two hand prints to the bottom of the pipe cleaners. These hand prints are the feet of their messenger.



STEP 7 • Finally, have the children cut a triangle from their remaining construction paper to create a beak. Using their small 2" x 2" piece of white paper, have children make two eyes for their messenger. Have them attach the beak and eyes to their messenger as shown in the example (or attach googly eyes).



Step 6 • Have the children next attach both ends of their remaining pipe cleaner to the top of their messenger as seen in the example. The loop created can be used to hang their messenger. Again, you can use a hole punch and thread the pipe cleaner through the holes.



You may also want to consider having the children label the hands of their messenger with the Day 5 Theme or the Day 5 memory verse from Isaiah 6:8. "Here I am. Send me!"

DAY 5 - SNACK



WELCOME TO X-PRESS SNACKS

An X-press snack idea has been created for each day to help give the children of your VBS a fun and tasty way to experience the Messengers For Jesus Vacation Bible School. The snack ideas require some prep time, but the results of your effort will be well worth it. VBS directors often find that the snack site does not require as much time as the other sites, so you might consider combining X-press Snacks with one of the other sites.

The Day 5 Snack Idea – Angel Eyes Cakes

Today's snack idea is a fun and tasty way to celebrate the final day of Messengers For Jesus. The children of your VBS will love not only the taste of these Angel Eyes Cakes, but they will also love putting the final touches on the snack.

Suggested Ingredients

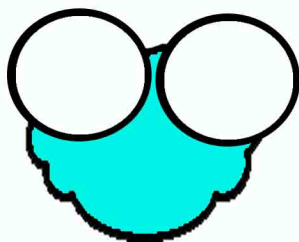
The size and flavor of the actual cupcakes that you prepare for your VBS is up to you. You may choose to use a cake mix or your own cupcake recipe. You can also decide whether to buy the icing for your cupcakes or make it. Besides cupcakes and icing, each child will need two cream filled cookies and several pieces of small candies.

How to Make Your Angel Eyes Cakes

Step 1 - Provide each child with a cupcake that is at room temperature.



Step 2 - Let children put icing on their cupcakes. Some children will need assistance.



Step 3 - Help children separate the two sides of their cream-filled cookies. Children will need two since the cream tends to stick better to one of the two sides. Have children take the two sides with the most cream and place them on their iced cupcakes.

Step 4 - Children will use three pieces of small candies to complete the eyes and to make a beak.



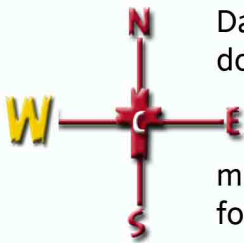
Step 5 - Have children carefully break a remaining cookie half to create wings for their cupcake.





DAY 5 - CHARGED UP! CARDINAL GAMES

DAY 5 - THE DAY 5 CARDINAL DIRECTION - WEST



Day 5 – West – No matter where you live, the sun sets in the west. And as the sun sets, so does the light it provides. If you want to stay in the sun's light, you'll have to follow the sun around the world. That takes effort! Your mission is to take the light of Jesus to your world. This means you can't let the sunlight of Jesus set on your heart. To do this, you must keep Jesus' light at the center of your life by praying, studying God's Word, and following His instructions.

The Day 5 Theme is Messengers of the Mission. Today's goal is to help children accept their role in sharing the Good News of Jesus with the world.

A Powerful Message - Bowling Over the World With the Message of Jesus!

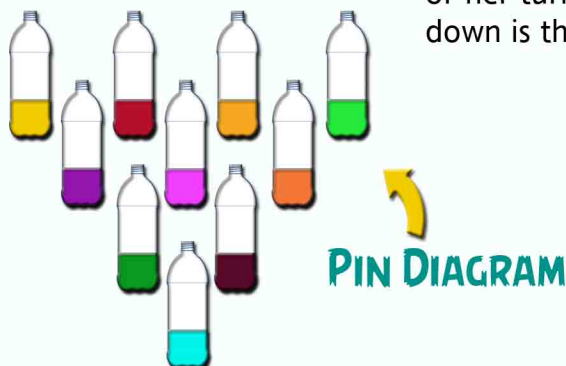
As children prepare to go into the world with the Message of Jesus, you can use today's game to remind them of the power found in the Message they are being commissioned to share.

What You Will Need: The game for Day 5, Bowling Over the World with the Message of Jesus, is also known as bottle-pin bowling. This game will require some prep time. Here is what you will need:

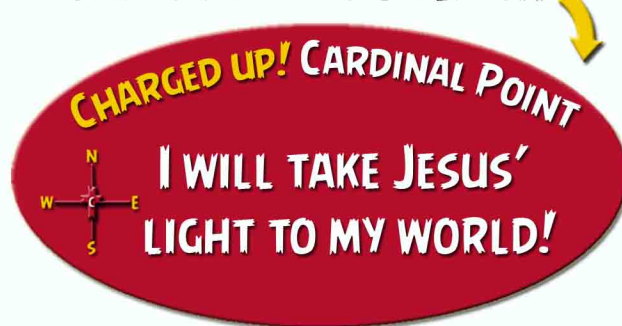
- * 10 empty water bottles. (Have some extras available in case one needs to be replaced.)
- * Sand or Water (If you have access to colored sand, use the different colors to give "pins" different point values. You can also do this using water and food coloring.)
- * "Bowling" Ball (Instead of a real bowling ball use a rubber "kick" ball, a volley ball, soccer ball, or even a basketball.)

How to Create the Game: 1. Fill each empty water bottle "pin" with 2–3 inches of sand or water. This will keep the "pins" from being blown over by the wind and will provide some additional challenge to knocking over the pins. Replace the bottle cap on each bottle. 2. Find a level area for your bowling lane. 3. Set your "pins" in a triangle consisting of four rows. (See diagram below.) 4. Choose the distance that you will have the children bowl from. This can be altered depending on the children's skill level.

How to Play: You can divide the children into teams, or let each child bowl for his or her own score. Give each child two attempts to roll the ball down the lane and knock down as many "pins" as they can. After a child's first roll, clear away the pins that have been knocked down. Then have the child attempt the second roll. Total the number of "pins" knocked down by the child's two attempts. If you used colored sand to give the "pins" different point values, add up the total points earned by the child. After every child has had his or her turn, the team or child with the most points or "pins" knocked down is the winner.



SHARE WITH THE CHILDREN



DAY 5 • DISCIPLESHIP



Day 5 – Discipleship – Messengers in Training - Tell About Jesus

In Matthew 28:19, Jesus told His followers that “you must go and make disciples of all nations.” This was a call to those who stood before Him on that day, but it is also a call that continues for disciples of Jesus today. As the leader of the Discipleship site, Messengers in Training, you have the honor of answering Jesus’ call by helping children who attend VBS grow as Jesus’ disciples by encouraging them to become Jesus’ messengers.

The first three days of the Discipleship site focused on helping children learn to follow, imitate, and trust Jesus. These three steps are central in helping prepare each child to become a disciple of Jesus. The Day 4 focus shifted toward helping each child accept his or her role as one of Jesus’ disciples. On Day 5, the time has come for Jesus’ disciples to accept Jesus’ call from Matthew 28:19. This is the call to go and make disciples. When children learn to follow, imitate, trust, and live for Jesus, their lives will be changed. The blessings they receive from Jesus are blessings they will want to tell others about. Messengers can’t help but tell others all about what Jesus can do for them!



Every disciple of Jesus has a story to tell. This story will include many different parts. Each part of a disciple’s story, especially when the disciple has experienced a blessing from Jesus, is special. When disciples share these special blessings with others, the people they share with learn something special about Jesus. When people who don’t know Jesus hear stories about how He blessed His disciples, they often want to know more about Jesus. Some will even want to become one of Jesus’ disciples!

In the last section of this Leader’s Guide, you will find the Day 5 Discipleship Student Activity page called, “Let me tell you about Jesus!” This activity will give children an opportunity to share how Jesus has blessed them and will help them consider ways they can share these blessings with others.

Day 5 - Discipleship Student Activity Sheet

One of the most important duties for disciples of Jesus is telling others about how Jesus has blessed them. In the **Let Me Tell You About Jesus!** activity, children create a unique visual display of how Jesus has blessed their lives. There are a number of fun and exciting ways to create the displays. Children can list the blessings, draw a picture, or devise their own unique way to tell about Jesus.

Once they have created their unique displays showing ways Jesus has blessed them, encourage the children to find a special place where they can display their creations. Every time they see their creation, they can 1) stop and say a prayer, thanking Jesus for these blessings, and 2) think about the ways and the people in their lives that they can tell about Jesus!



Activity page can be found in the last section of this Leader’s Guide, or at www.krknaz.com.





DAY 5 - STUDENT ACTIVITY PAGE

NAME _____

DAY 5 - THEME MESSENGERS OF THE MISSION

DAY 5 - PRAYER FOCUS

Dear Jesus,
Help me share You with my
world. Help me be a messenger
of Your mission.

DAY 5 - BIBLE STORY FOCUS

The Bible Story for Day 5 focuses on a special prayer Jesus made to His Father. Below is a portion of this prayer. In this portion, Jesus' focus is on how His disciples, which includes all who have accepted Jesus as their Savior, have a duty to go and share Jesus with their world. When Jesus prayed this portion of His prayer, He was showing us how important the duty of becoming **MESSENGERS OF THE MISSION** is for all of His disciples. Read the passage below from John 17:20-23. Then use the passage to complete the puzzle activity.

20 "I do not pray only for them. I pray also for everyone who will believe in me because of their message. 21 Father, I pray they will be one, just as you are in me and I am in you. I want them also to be in us. Then the world will believe that you have sent me. 22 I have given them the glory you gave me. I did this so they would be one, just as we are one. 23 I will be in them, just as you are in me. This is so that they may be brought together perfectly as one. Then the world will know that you sent me. It will also show the world that you have loved those you gave me, just as you have loved me.

There are seven key terms from the Scripture passage above that need to be unscrambled. Once you have done this, use the numbers from the unscrambled words to complete the phrase.

VEEBILE

8	26	7	5	3			28

ENO

	14	9

SEMGESA

25	11	17	20	19			23

TOTGERHE

22		27	13		2	21	24

NSTE

16	15		1

LOVDE

6		12	18	

GOLYR

	10	30		4

1	2	3	4

W			
	5	6	7

8	9	10	5	11	12	13	

5	14

J			U
	15	16	17

		C		U	
8	18		19		20 21

F
30

22	2	23	5	24


25	26	17	17	19	27	28	

DAY 5 - STUDENT ACTIVITY PAGE



DISCIPLESHIP - MESSENGERS IN TRAINING

One of the most important duties for disciples of Jesus is telling others about how Jesus has blessed them. In the **Let Me Tell You About Jesus!** activity, children create a unique visual display of how Jesus has blessed their lives. There are a number of fun and exciting ways to create the displays. Children can list the blessings, draw a picture, or devise their own unique way to tell about Jesus.



LET ME TELL YOU ABOUT JESUS!

WAYS THAT JESUS HAS BLESSED ME

DAY 5 - BIBLE MEMORY VERSE

Fill in the missing words from the memory verse below.

"THEN I ----- THE VOICE OF THE ----- HE SAID,
'WHO WILL I -----? WHO WILL -- FOR US?' I SAID,
'HERE - AM. SEND --!'"

MESSENGERS OF THE MISSION



THEN I HEARD

THE VOICE OF THE LORD.

HE SAID, "WHO WILL I
SEND? WHO WILL GO FOR
US?" I SAID, "HERE I AM,
SEND ME!"

ISAIAH 6:8, NIRV



DAY 5

MESSENGERS OF THE MISSION

JOHN 17: 1-26
YOU & ME





DAY 5 • LI'L' BIBLE STORY

JESUS PRAYS FOR THE MESSENGERS OF THE MISSION • Preparation for the Bible Story Leader

This information is designed to help the Bible Story Leader prepare to share this day's Bible Story with the K and pre-K children. The leader is encouraged to read this information and review other suggested passages.

Everything you and the other leaders of your local ministry have done during the Messengers For Jesus VBS has been in preparation for this final day. Today is the day the children of your VBS will be commissioned to go and share the gospel message of Jesus with their world. This is the day they become Messengers of the Mission. For many of the children, being asked to tell others about Jesus may sound scary. Some may feel they are not up to this challenge.

Today's Scripture passage comes from John 17. This chapter is a prayer that Jesus prayed. The prayer has three main parts. In the first part, Jesus prays for Himself. In the second part, He prays for the disciples who have experienced His earthly ministry first hand. And in the final part, Jesus prays for all those who would come to know His name and the salvation He offers. That means Jesus was praying for each of the children you have shared these Bible Stories with during the Messengers For Jesus VBS. This means each child can face his or her world as a Messenger of the Mission, knowing the power of Jesus' prayer will always be with him or her.

The Story – Jesus Prays for the Messengers of the Mission – John 17

The Day 5 Bible Story features a prayer by Jesus, but the stars of the story are actually His disciples. This includes the disciples who were with Jesus when He was here on earth, and it also includes everyone who has ever asked Jesus to come and live in their heart.

Read John 17:1–5, NIRV

As Jesus began praying, He took a moment to pray for himself. But even as Jesus prayed for himself, He was also praying for His disciples. He thanked God for letting Him tell His disciples how they can live with Him and God the Father in heaven forever.

Read John 17:6–12, NIRV

Jesus also wanted His disciples to know He was more than just a man. Jesus was God's Son. When Jesus spoke, people heard God's voice. When Jesus healed the sick, God's power made them well. When anyone saw Jesus, they saw God. When anyone tells someone about Jesus, they are also telling them about the God who is in Heaven.

Read John 17:13–19

When someone asks Jesus to live in their heart, they become one of Jesus' disciples. Sometimes being a disciple of Jesus can be challenging. But Jesus' disciples have a very important message to tell others. This is why Jesus prayed, "I do not ask You to take them out of the world, but to keep them from the evil one." When Jesus prayed this, He was asking God to protect His disciples. He was also asking God to help them when they tell others about Jesus. Jesus wanted all of His disciples to be Messengers of the Mission.

Read John 17:20–21, NIRV

If you have asked Jesus to live in your heart, then this is Jesus' prayer for you. Jesus loves each of His messengers so much that He asked His Father in Heaven to watch over and protect them. With

DAY 5 • LI'L' BIBLE STORY



God watching and protecting us, we have nothing to fear!

Read John 17: 22–26, NIRV

Jesus wants His Messengers of the Mission to get along with each other. Each disciple is on Jesus' team, and the best teams are those who work together. The best teams are also the teams that spend time together. Jesus loves every one of His team members so much that He wants to spend every single moment with them. He wants His team members to love and care for each other just as He loves and cares for them.

What did we learn from today's Bible story?

Ask the Children – Who here has a special talent? Maybe you can do a special trick, like hopping on one foot or running fast. Do any of you have a special talent like that? (Allow children to talk about their talents.) **Say to the Children** – Some of you have some amazing talents. And I bet if you take some time to practice, you can probably get even better at them.

Say to the Children – Disciples of Jesus have a special talent. Their special talent is that they can tell others an amazing message about Jesus. They can tell them how much Jesus loves them and that He wants to come and live in their hearts. Jesus asked His disciples to share this good news with everyone in the world. He also promised to help them do that.

Ask the Children – What are some things people can do so they will get better telling others about Jesus? (Allow children to offer their ideas or suggestions.) **Say to the Children** – Showing someone your talent becomes easier as you get better at your talent. The same can be true when you tell others about Jesus. And the most important thing to remember is that Jesus will always be with you to help you. You are on His team!



MESSENGERS OF THE MISSION



DAY 5 - LI'LI BIBLE MEMORY

DAY 5 - BIBLE MEMORY - MESSAGE IN MY HEART - ISAIAH 6:8

Li'l Messengers For Jesus VBS – Message in My Heart Overview and Leader Information

Li'l Messengers For Jesus VBS – Bible Memory – Message in My Heart Overview and Leader Information
God's Word is God's message to His disciples. When children hide God's Word in their hearts by memorizing Scripture, they are filling their hearts with the power of God's Word that they can turn to for guidance and direction. They are also filling their hearts with God's message that they can share with the world.

The Day 5 – Bible Memory Verse – Isaiah 6:8

The theme for Day 5 of Messengers For Jesus is Messengers on the Mission. The focus is to help children understand that all of Jesus' disciples are called to be His messengers. And the mission of Jesus' messengers is to go and share Jesus with the world. Jesus has equipped each of His messengers with unique skills, talents, and special abilities they can use to share Jesus. However, each messenger must answer the call to go. Help children memorize the Day 5 memory verse from Isaiah to reinforce this.

Isaiah 6:8 – *“Then I heard the voice of the Lord. He said, ‘Who will I send? Who will go for us?’ I said, ‘Here I am. Send me!’”*

Today's Bible Memory activity has a two-fold goal: 1) to help each child memorize the Day 5 memory verse and 2) to remind children that sharing Jesus with the world can be a team effort. Depending on the number and educational level of the children, divide the children into groups of two, three, or four. Then have the groups work together to learn the verse. The portion of Scripture included below is a shortened version of the larger verse. While it is important to share the entire verse with your K and pre-K children, helping them to memorize this shortened version will help to reinforce today's Li'l Messengers For Jesus Bible Memory focus.

Groups of Two – For groups of two, use the following.

Child 1 – “Who will I send?”

Child 2 – “Who will go for us?”

Child 1 – “Here I am.”

Child 2 – “Send Me!”

Groups of Three – For groups of three, use the following.

Child 1 – “Who will I send?”

Child 2 – “Who will go for us?”

Child 3 – “Here I am. Send Me!”

Groups of Four – For groups of four, use the following.

Child 1 – “Who will I send?”

Child 2 – “Who will go for us?”

Child 3 – “Here I am.”

Child 4 – “Send Me!”



NAME _____

DAY 5 • THEME
MESSENGERS OF THE MISSION

DAY 5 • LI'L' PRAYER FOCUS

Dear Jesus,
Help me share You with
my world.

DAY 5 • BIBLE STORY FOCUS

20 "I do not pray only for them. I pray also for everyone who will believe in me because of their message. 21 Father, I pray they will be one, just as you are in me and I am in you. I want them also to be in us. Then the world will believe that you have sent me. 22 I have given them the glory you gave me. I did this so they would be one, just as we are one. 23 I will be in them, just as you are in me. This is so that they may be brought together perfectly as one. Then the world will know that you sent me. It will also show the world that you have loved those you gave me, just as you have loved me (John 17:20-23 NIRV).

JESUS PRAYED
FOR ME



DAY 5 - LI'L' STUDENT ACTIVITY PAGE

DISCIPLESHIP - MESSENGERS IN TRAINING

One of the most important duties for disciples of Jesus is telling others about how Jesus has blessed them. In the **Let Me Tell You About Jesus!** activity, children create a unique visual display of how Jesus has blessed their lives. There are a number of fun and exciting ways to create the displays. Children can list the blessings, draw a picture, or devise their own unique way to tell about Jesus.



LET ME TELL YOU ABOUT JESUS!

WAYS THAT JESUS HAS BLESSED ME

DAY 5 - BIBLE MEMORY VERSE

Fill in the missing words from the memory verse below.

"THEN I ----- THE VOICE OF THE ----- HE SAID,
'WHO WILL I -----? WHO WILL -- FOR US?' I SAID,
'HERE - AM. SEND --!'"

EXTRA VBS RESOURCES

Extra Resources Contents

Day 1 Resources

Messengers For Jesus Message Box Student Template (Blank)
Messengers For Jesus Message Box Student Template (BW)
Messengers For Jesus Message Box Student Template (FC)

Day 2 Resources

Craft Footprints
Craft Frame (BW)
Craft Frame (FC)
Blazing a Trail Snack Mix Label (BW)
Blazing a Trail Snack Mix Label (FC)

Day 3 Resources

Flight of Salvation Pieces (BW)
Flight of Salvation Pieces (FC)
Flight of Salvation Passenger Sheet (BW)
Flight of Salvation Passenger Sheet (FC)

Day 4 Resources

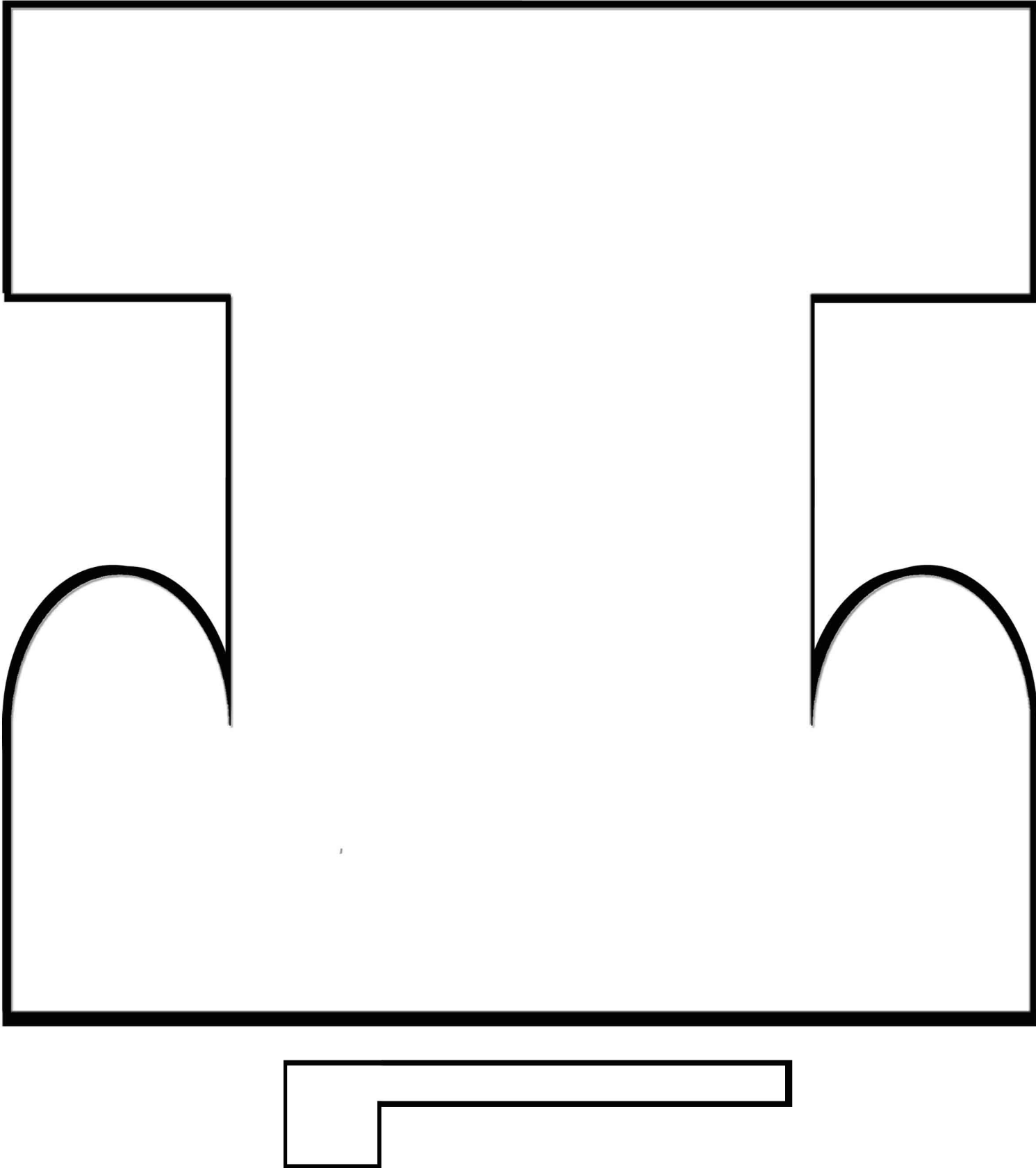
Catapult For Truth - Target (BW)
Catapult For Truth - Target (FC)
Engage the Word 2016 Scripture List
Engage the Word 2016 Images
Engage the Word 2016 Family Poster
* The Game Display Pieces are only available online at www.krknaz.com.

Day 5 Resources

Discipleship Student Activity Sheet


MESSENGERS FOR JESUS

MESSAGE BOX STUDENT TEMPLATE



MESSENGERS FOR JESUS

MESSAGE BOX STUDENT TEMPLATE

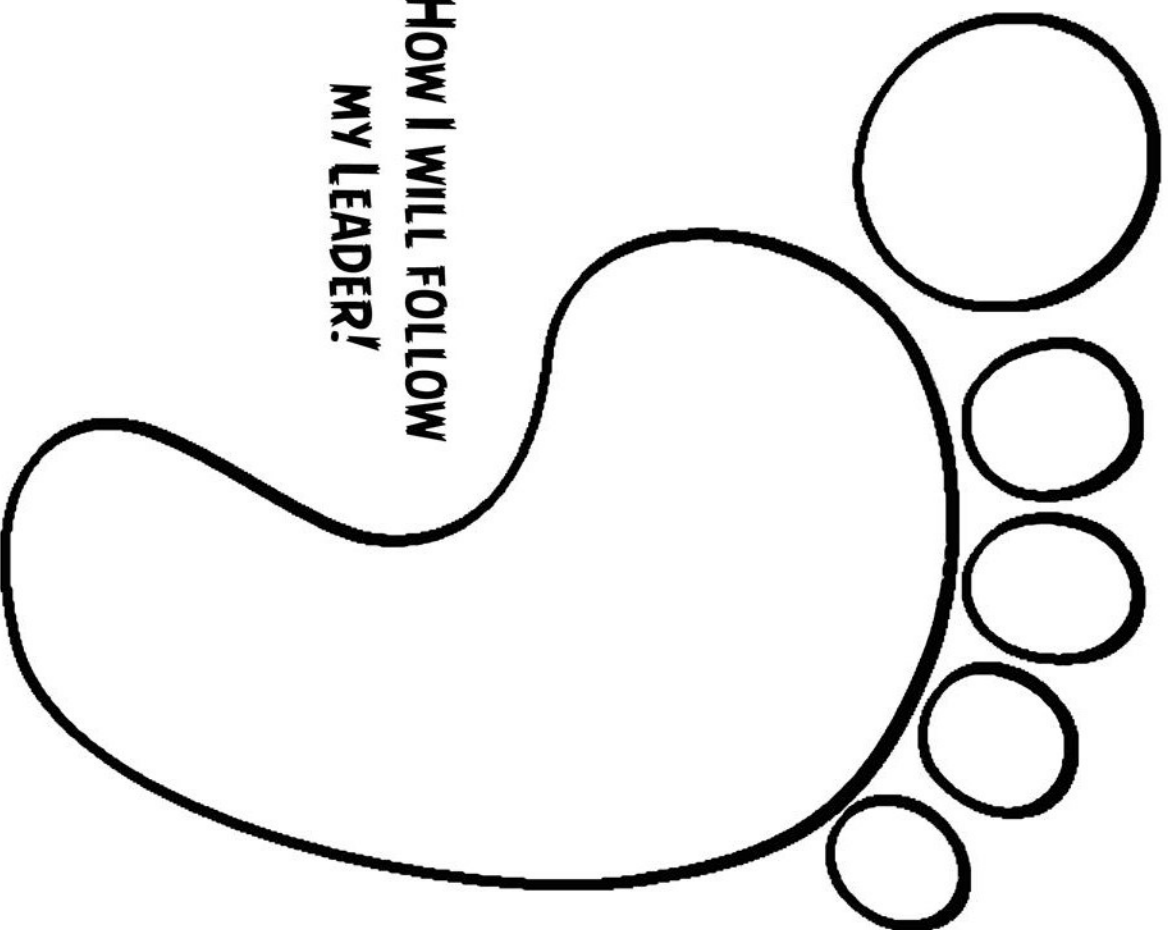


MESSENGERS FOR JESUS

MESSAGE BOX STUDENT TEMPLATE

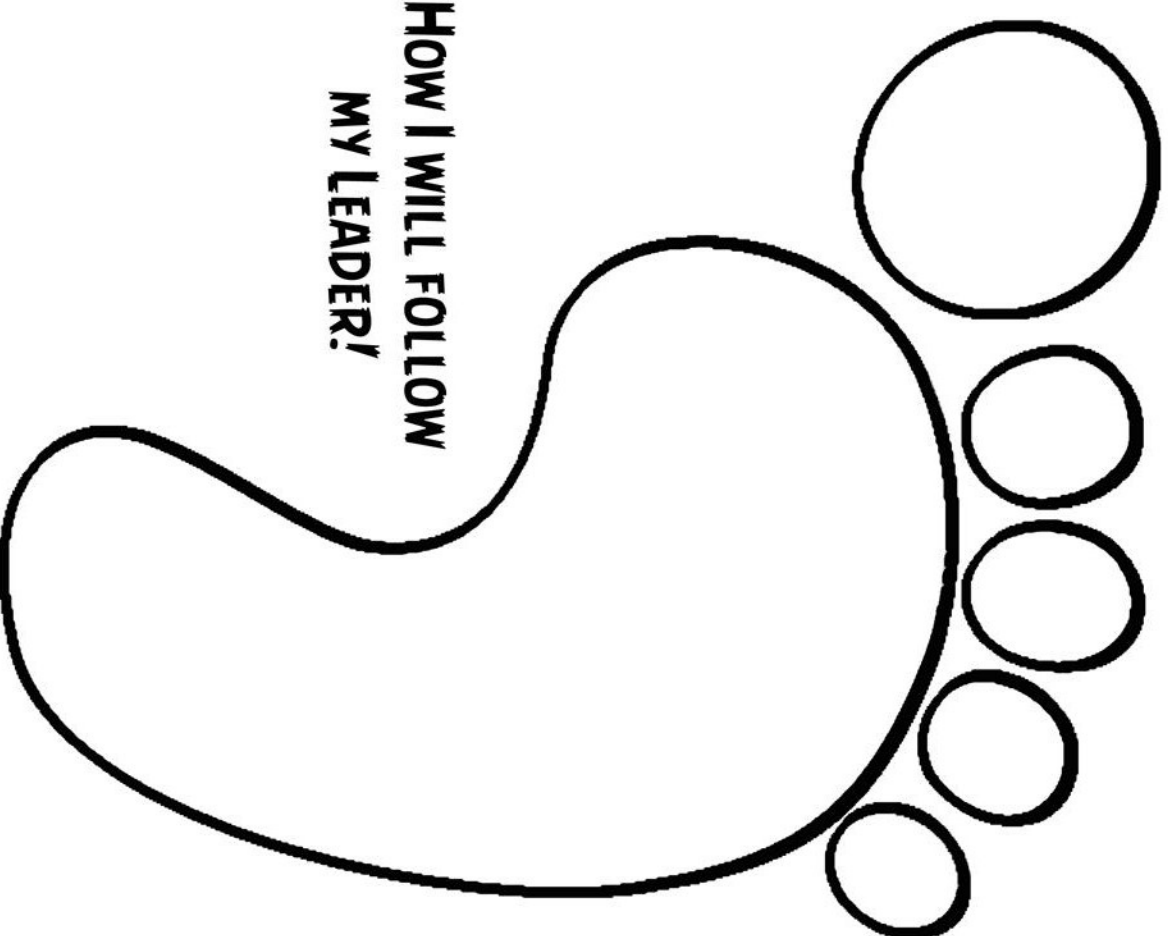


JESUS IS MY LEADER



**HOW I WILL FOLLOW
MY LEADER!**

JESUS IS MY LEADER



**HOW I WILL FOLLOW
MY LEADER!**



Attatch your **JESUS IS MY LEADER** footprint here.



Attatch your **JESUS IS MY LEADER** footprint here.

**BLAZING A TRAIL
SNACK MIX**

**BLAZING A TRAIL
SNACK MIX**

**BLAZING A TRAIL
SNACK MIX**

**BLAZING A TRAIL
SNACK MIX**

**BLAZING A TRAIL
SNACK MIX**

**BLAZING A TRAIL
SNACK MIX**

**BLAZING A TRAIL
SNACK MIX**

**BLAZING A TRAIL
SNACK MIX**

**BLAZING A TRAIL
SNACK MIX**

**BLAZING A TRAIL
SNACK MIX**

**BLAZING A TRAIL
SNACK MIX**

**BLAZING A TRAIL
SNACK MIX**

**BLAZING A TRAIL
SNACK MIX**

**BLAZING A TRAIL
SNACK MIX**

**BLAZING A TRAIL
SNACK MIX**

**BLAZING A TRAIL
SNACK MIX**

FLIGHT OF SALVATION WATER BOTTLE AIRPLANE PIECES

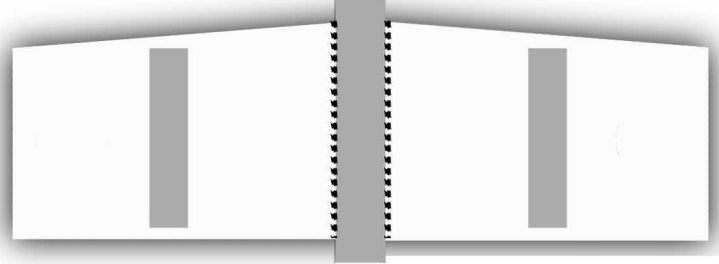
L TAIL WING



R TAIL WING



TAIL FIN



LEFT WING




RIGHT WING



MESSENGERS OF SALVATION



MESSENGERS OF SALVATION




FLIGHT OF SALVATION WATER BOTTLE AIRPLANE PIECES

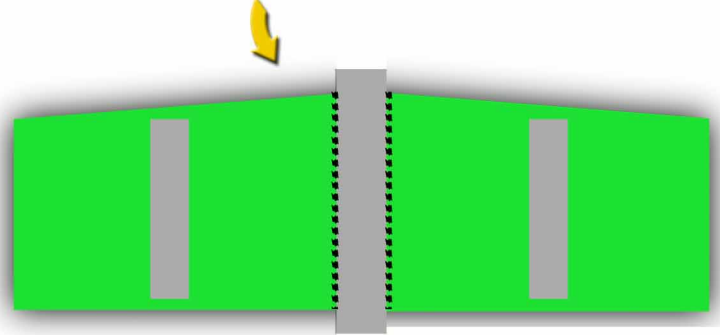
L TAIL WING




R TAIL WING




TAIL FIN



LEFT WING




RIGHT WING



MESSENGERS OF SALVATION

MESSENGERS OF SALVATION



**FLIGHT OF SALVATION
PASSENGER**

**FLIGHT OF SALVATION
PASSENGER**

**FLIGHT OF SALVATION
PASSENGER**

**FLIGHT OF SALVATION
PASSENGER**

**FLIGHT OF SALVATION
PASSENGER**

**FLIGHT OF SALVATION
PASSENGER**

**FLIGHT OF SALVATION
PASSENGER**

**FLIGHT OF SALVATION
PASSENGER**

**FLIGHT OF SALVATION
PASSENGER**

**FLIGHT OF SALVATION
PASSENGER**

**FLIGHT OF SALVATION
PASSENGER**

**FLIGHT OF SALVATION
PASSENGER**

**FLIGHT OF SALVATION
PASSENGER**

**FLIGHT OF SALVATION
PASSENGER**

**FLIGHT OF SALVATION
PASSENGER**

**FLIGHT OF SALVATION
PASSENGER**

**FLIGHT OF SALVATION
PASSENGER**

**FLIGHT OF SALVATION
PASSENGER**

**FLIGHT OF SALVATION
PASSENGER**

**FLIGHT OF SALVATION
PASSENGER**

**FLIGHT OF SALVATION
PASSENGER**

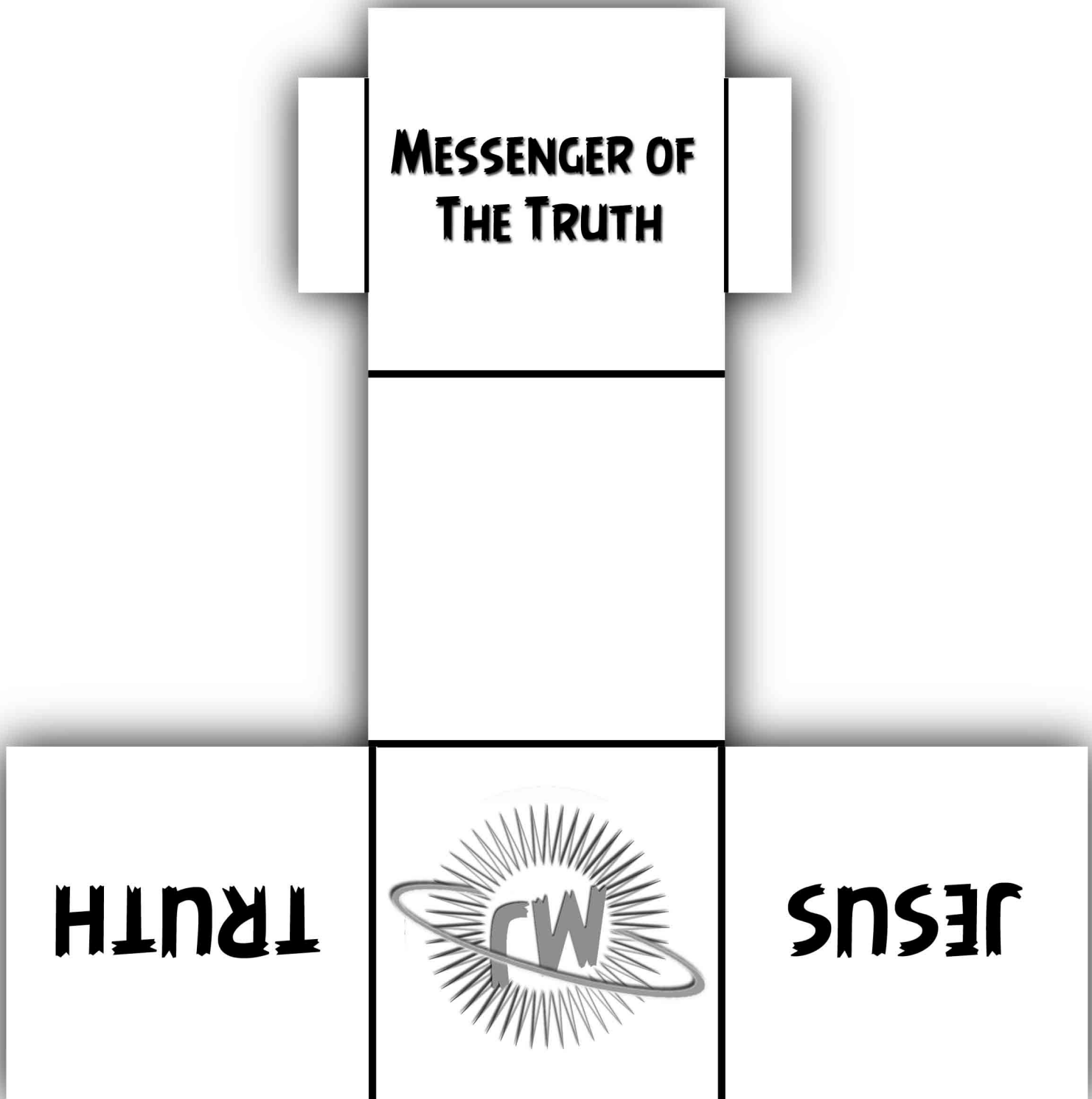
**FLIGHT OF SALVATION
PASSENGER**

**FLIGHT OF SALVATION
PASSENGER**

**FLIGHT OF SALVATION
PASSENGER**

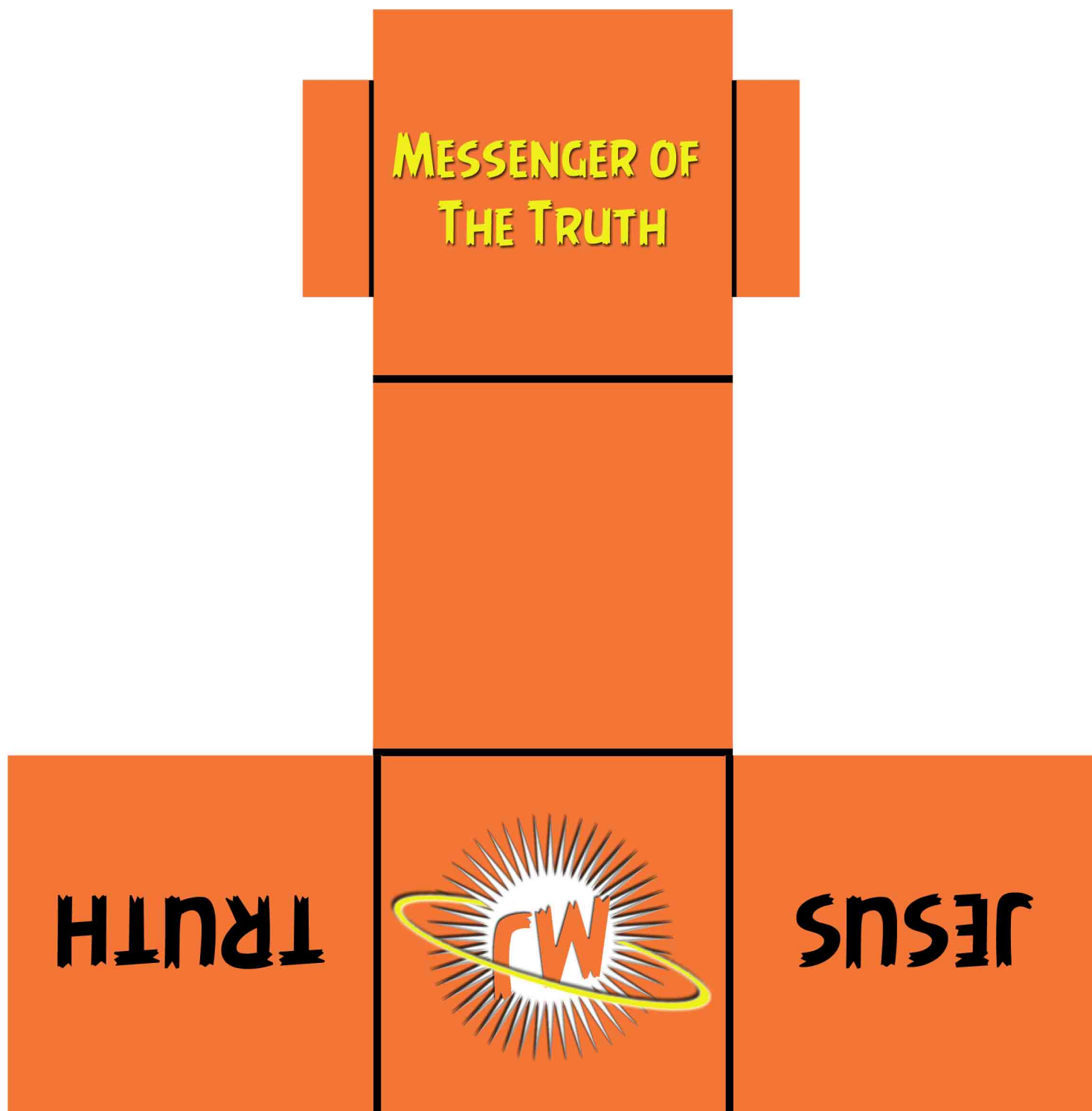
DAY 4 - CATAPULT FOR TRUTH

Target Box Diagram Sheet



DAY 4 - CATAPULT FOR TRUTH

Target Box Diagram Sheet



2016 Engage the Word Scripture List

SESSION 1 Welcome to Nazarene Essentials

Sunday, Psalm 150 Monday, John 14:6-7 Tuesday, John 5:24 Wednesday, 2 Timothy 1:3-7 Thursday, Matthew 16:13-19 Friday, John 10:11-18 Saturday, James 1:27

SESSION 2 Our Wesleyan-Holiness Heritage

Sunday, Matthew 22:34-40 Monday, Exodus 19:3-8 Tuesday, Deuteronomy 7:6 Wednesday, Psalm 15:1-5 Thursday, Psalm 68:4-6 Friday, Proverb 9:10-11 Saturday, Luke 1:35-36

SESSION 3 Our Core Values

Sunday, Ephesians 4:3-5 Monday, Leviticus 11:44 Tuesday, Matthew 28:19-20 Wednesday, 2 Corinthians 6:1-2 Thursday, 1 Corinthians 3:8-9 Friday, Romans 12:1 Saturday, Hebrews 12:28-29

SESSION 4 Meaningful Worship

Sunday, Psalm 85:1-7a Monday, Psalm 29:1-2 Tuesday, Psalm 100:1-5 Wednesday, Matthew 6:5-8 Thursday, Matthew 6:8-13 Friday, Acts 2:1-6 Saturday, Revelation 21:1-7

SESSION 5 Theological Coherence

Sunday, 1 John 4:8 Monday, Philippians 2:1 Tuesday, John 17:15-17 Wednesday, Ephesians 1:18-20 Thursday, 1 Corinthians 10:13 Friday, Galatians 5:22-23 Saturday, 1 John 4:18-19

SESSION 6 Passionate Evangelism

Sunday, Matthew 9:36-38 Monday, John 4:35 Tuesday, Galatians 6:7-9 Wednesday, John 10:10 Thursday, Acts 1:8 Friday, 2 Corinthians 5:17 Saturday, Matthew 10:8

SESSION 7 Intentional Discipleship

Sunday, 2 Timothy 2:15 Monday, Mark 12:30 Tuesday, Luke 9:23-25 Wednesday, Psalm 1:1-3 Thursday, Psalm 25:4-5 Friday, Isaiah 40:29-31 Saturday, Proverbs 3:5-6

SESSION 8 Church Development

Sunday, Romans 10:14-15 Monday, Romans 12:9-11 Tuesday, 1 Corinthians 3:10-11 Wednesday, Ephesians 4:2-6 Thursday, Romans 12:4-6 Friday, Acts 6:1-4 Saturday, 1 Peter 4:10-11

SESSION 9 Transformational Leadership

Sunday, Mark 10:42-45 Monday, Proverbs 29:18 (KJV) Tuesday, Ephesians 4:14-16 Wednesday, 2 Timothy 2:1-2 Thursday, Luke 22:24-27 Friday, Philippians 2:14-18 Saturday, John 15:5-8

SESSION 10 Purposeful Compassion

Sunday, Colossians 3:12-13 Monday, Ephesians 4:32 Tuesday, Romans 12:20 Wednesday, Mark 6:34 Thursday, 2 Corinthians 1:3-4 Friday, 1 John 3:17 Saturday, Luke 10:36-37

SESSION 11 Our Wesleyan Theology

Sunday, Romans 1:16 Monday, Romans 5:6-8 Tuesday, Romans 6:11-13 Wednesday, 1 Corinthians 1:3-7 Thursday, 2 Timothy 3:14-17 Friday, Romans 5:12-14 Saturday, Romans 3:22-25

SESSION 12 Our Church

Sunday, 1 Thessalonians 5:23-24 Monday, Acts 6:1-4 Tuesday, Hebrews 13:17 Wednesday, Colossians 1:18 Thursday, Romans 12:4 Friday, 1 Peter 5:1-3 Saturday, 1 Peter 2:9


SESSION 13 Our Global Family

Sunday, Acts 1:7-8 Monday, Acts 13:2-3 Tuesday, John 17:20-23 Wednesday, 2 Corinthians 9:6-7 Thursday, Acts 16:19-21 Friday, 1 Timothy 1:3-7 Saturday, 1 Timothy 6:20-21

FIND THESE HIDDEN PICTURES

READ aloud the daily Scripture...**FIND & CIRCLE** the picture...
TALK about the Scripture's meaning...**PRAY** together as a family.





MESSENGERS FOR JESUS - DAY 5

DISCIPLESHIP STUDENT ACTIVITY SHEET

One of the most important duties for disciples of Jesus is telling others about how Jesus has blessed them. In the Let Me Tell You About Jesus! activity, children create a unique visual display of how Jesus has blessed their lives. There are a number of fun and exciting ways to create the displays. Children can list the blessings, draw a picture, or devise their own unique way to tell about Jesus.



Once they have created their unique displays showing ways Jesus has blessed them, encourage the children to find a special place where they can display their creations. Every time they see their creation, they can 1) stop and say a prayer, thanking Jesus for these blessings, and 2) think about the ways and the people in their lives that they can tell about Jesus!

LET ME TELL YOU ABOUT JESUS!

WAYS THAT JESUS HAS BLESSED ME